

Peroni Race Magione 30 Luglio 1 Agosto 2021

C.It.Autostoriche - Classifica Prove Libere 1° Turno

Autodromo dell'Umbria 2.507 m

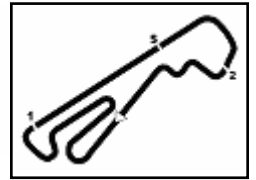
| Num. | Conduuttore | Naz | Concorrente | Scuderia | Auto | Classe | Tempo | Dist. | Rel. | Giri |
|------|--|-----|---------------------|-------------------|----------------------|---------|-----------------|--------|--------|------|
| 1 | 69 LILLI Walter | ITA | Lilli | | Renault Clio | | 1'21.101 | | | 12 |
| 2 | 51 CASCANDRINI Fulvio | ITA | Cascandrini | | Renault Clio | | 1'21.592 | 0.491 | 0.491 | 14 |
| 3 | 82 STURLA Pierluigi | ITA | Sturla | | Renault Clio | | 1'21.644 | 0.543 | 0.052 | 8 |
| 4 | 33 TABLÒ Fabrizio | ITA | Tablò | | Renault Clio | | 1'21.764 | 0.663 | 0.120 | 13 |
| 5 | 52 ONOFRIO Mariella | ITA | Onofrio | | Renault Clio | | 1'22.411 | 1.310 | 0.647 | 12 |
| 6 | 5 COLDANI Giannalberto | ITA | Coldani | | Renault Clio | | 1'22.447 | 1.346 | 0.036 | 13 |
| 7 | 18 AGNEY | ITA | Agney | | Renault Clio | | 1'22.761 | 1.660 | 0.314 | 13 |
| 8 | 28 FRANZOSO Riccardo | ITA | Franzoso | | Renault Clio | | 1'22.907 | 1.806 | 0.146 | 11 |
| 9 | 21 CREA Saverio | ITA | Crea | | Renault Clio | | 1'23.056 | 1.955 | 0.149 | 4 |
| 10 | 73 CHIERICHETTI Andrea | ITA | Chierichetti | | Renault Clio | | 1'23.296 | 2.195 | 0.240 | 13 |
| 11 | 162 SIMONCINI Mauro | ITA | Simoncini | Sc.del Lario | Mercedes 190E | 4-J2CT | 1'23.713 | 2.612 | 0.417 | 12 |
| 12 | 72 GERARDI Enrico | ITA | Gerardi Enrico | Club Slow Team | Ford Sierra Cosworth | 4-J2A | 1'24.950 | 3.849 | 1.237 | 13 |
| 13 | 142 TURIZIO Cosimo | ITA | Turizio Francesco | Sc. Vesuvio | Fiat X1/9 | 3-H2S16 | 1'26.642 | 5.541 | 1.692 | 9 |
| 14 | 102 CHIARAMONTE BORDONARO Roberto | ITA | Sc. AB Motorsport | Sc. AB Motorsport | Alpine A110 | 2-G2H1S | 1'29.753 | 8.652 | 3.111 | 13 |
| 15 | 65 BERGAMASCHI Alberto | ITA | Bergamaschi Alberto | Sc. del Portello | A.R GTV 2000 | 2-GH1T | 1'34.115 | 13.014 | 4.362 | 10 |
| 16 | 120 NICOLOSI Ruggero | ITA | nICOLOSI | Sc.Etna | Abarth TCR | 3-H2SIL | 1'45.408 | 24.307 | 11.293 | 7 |

31/07/2021

Inizio
10:13

Fine
10:37

Esposta alle:

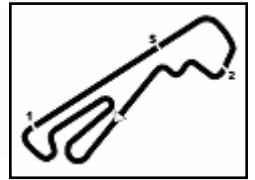


Peroni Race Magione 30 Luglio 1 Agosto 2021

C.It.Autostoriche - Ideal Time Prove Libere 1° Turno

Autodromo dell'Umbria 2.507 m

| Num. Conduttore | Auto | Seg. 1 | Seg. 2 | Seg. 3 | Seg. 4 | Ideal Time | | |
|------------------------------------|----------------------|-----------------|------------------------|-----------------------|------------------------|-----------------------------|------|-------|
| | | Diff. 1 | Diff. 2 | Diff. 3 | Diff. 4 | Miglior Giro | Pos. | Diff. |
| 1 69 LILLI W. (ITA) | Renault Clio | 36.769 0.071 | 14.343 0.041 | 9.610 0.115 | 20.146 0.006 | 1'20.868 1'21.101 | 1 | 0.233 |
| 2 51 CASCANDRINI F. (ITA) | Renault Clio | 36.822 0.026 | 14.484 0.064 | 9.777 0.154 | 20.265 | 1'21.348 1'21.592 | 2 | 0.244 |
| 3 82 STURLA P. (ITA) | Renault Clio | 36.614 | 14.588 0.048 | 9.959 0.177 | 20.232 0.026 | 1'21.393 1'21.644 | 3 | 0.251 |
| 4 33 TABLÒ F. (ITA) | Renault Clio | 36.850 0.172 | 14.613 0.045 | 9.841 | 20.133 0.110 | 1'21.437 1'21.764 | 4 | 0.327 |
| 5 5 COLDANI G. (ITA) | Renault Clio | 37.002 0.254 | 14.521 0.176 | 9.833 0.156 | 20.292 0.213 | 1'21.648 1'22.447 | 6 | 0.799 |
| 6 52 ONOFRIO M. (ITA) | Renault Clio | 37.208 | 14.504 | 9.826 | 20.662 0.211 | 1'22.200 1'22.411 | 5 | 0.211 |
| 7 28 FRANZOSO R. (ITA) | Renault Clio | 37.052 0.363 | 14.646 0.083 | 9.962 0.207 | 20.572 0.022 | 1'22.232 1'22.907 | 8 | 0.675 |
| 8 18 AGNEY (ITA) | Renault Clio | 37.506 0.034 | 14.575 0.112 | 9.975 | 20.483 0.076 | 1'22.539 1'22.761 | 7 | 0.222 |
| 9 21 CREA S. (ITA) | Renault Clio | 37.145 | 14.722 0.500 | 9.903 | 20.786 | 1'22.556 1'23.056 | 9 | 0.500 |
| 10 162 SIMONCINI M. (ITA) | Mercedes 190E | 37.607 0.152 | 14.571 0.059 | 10.269 0.140 | 20.412 0.503 | 1'22.859 1'23.713 | 11 | 0.854 |
| 11 73 CHIERICHETTI A. (ITA) | Renault Clio | 37.903 | 14.770 0.025 | 9.922 0.002 | 20.637 0.037 | 1'23.232 1'23.296 | 10 | 0.064 |
| 12 72 GERARDI E. (ITA) | Ford Sierra Cosworth | 38.242 0.324 | 14.091 0.212 | 11.012 | 21.069 | 1'24.414 1'24.950 | 12 | 0.536 |
| 13 142 TURIZIO C. (ITA) | Fiat X1/9 | 39.504 0.735 | 14.358 | 10.442 | 21.383 0.220 | 1'25.687 1'26.642 | 13 | 0.955 |
| 14 102 CHIARAMONTE BORDONAR | Alpine A110 | 40.186 | 16.088 0.222 | 11.002 | 22.255 | 1'29.531 1'29.753 | 14 | 0.222 |
| 15 65 BERGAMASCHI A. (ITA) | A.R GTV 2000 | 42.022 | 17.460 0.078 | 11.210 0.083 | 23.262 | 1'33.954 1'34.115 | 15 | 0.161 |
| 16 120 NICOLOSI R. (ITA) | Abarth TCR | 46.976 | 17.357 0.019 | 13.997 0.128 | 26.596 0.335 | 1'44.926 1'45.408 | 16 | 0.482 |
| Ideal Time Assoluto | | 36.614 | 14.091 | 9.610 | 20.133 | 1'20.448 | | |



Peroni Race Magione 30 Luglio 1 Agosto 2021

C.It.Autostoriche - Analisi Tempi Prove Libere 1° Turno

Autodromo dell'Umbria 2.507 m

1 / 2

5 G. COLDANI (1'22.447)

| Giro | Seg.1 | Seg.2 | Seg.3 | Seg.4 | T. Giro | km/h | Local Time |
|------|---------------|---------------|--------------|---------------|-----------------|--------------|--------------|
| | | | | | | | 10:13'37.607 |
| 1 | 1'41.723 | 20.044 | 13.153 | 22.306 | 2'37.226P | 142,7 | 10:16'14.833 |
| 2 | 39.683 | 14.817 | 11.208 | 20.912 | 1'26.620 | 170,3 | 10:17'41.453 |
| 3 | 37.905 | 14.713 | 10.992 | 20.358 | 1'23.968 | 179,4 | 10:19'05.421 |
| 4 | 38.193 | 14.812 | 12.467 | 20.756 | 1'26.228 | 162,4 | 10:20'31.649 |
| 5 | 37.243 | 14.589 | 10.459 | 21.021 | 1'23.312 | 184,3 | 10:21'54.961 |
| 6 | 38.183 | 14.528 | 9.973 | 20.292 | 1'22.976 | 185,2 | 10:23'17.937 |
| 7 | 37.002 | 14.572 | 10.054 | 21.187 | 1'22.815 | 186,2 | 10:24'40.752 |
| 8 | 38.855 | 14.521 | 10.555 | 21.546 | 1'25.477 | 184,9 | 10:26'06.229 |
| 9 | 40.548 | 14.756 | 10.517 | 1'33.517 | 2'39.338P | 174,8 | 10:28'45.567 |
| 10 | 43.687 | 14.713 | 11.931 | 20.566 | 1'30.897P | 146,3 | 10:30'16.464 |
| 11 | 37.256 | 14.697 | 9.989 | 20.505 | 1'22.447 | 185,2 | 10:31'38.911 |
| 12 | 38.640 | 15.282 | 11.542 | 21.042 | 1'26.506 | 159,5 | 10:33'05.417 |
| 13 | 37.629 | 14.616 | 9.833 | 20.465 | 1'22.543 | 185,2 | 10:34'27.960 |

18 . AGNEY (1'22.761)

| Giro | Seg.1 | Seg.2 | Seg.3 | Seg.4 | T. Giro | km/h | Local Time |
|------|---------------|---------------|--------------|---------------|-----------------|--------------|--------------|
| | | | | | | | 10:14'49.558 |
| 1 | 49.786 | 17.747 | 14.132 | 23.573 | 1'45.238P | 95,6 | 10:16'34.796 |
| 2 | 40.257 | 15.081 | 11.032 | 21.076 | 1'27.446 | 170,9 | 10:18'02.242 |
| 3 | 37.630 | 16.176 | 10.618 | 20.518 | 1'24.942 | 156,1 | 10:19'27.184 |
| 4 | 37.585 | 14.719 | 10.321 | 20.907 | 1'23.532 | 183,7 | 10:20'50.716 |
| 5 | 37.540 | 14.687 | 9.975 | 20.559 | 1'22.761 | 183,4 | 10:22'13.477 |
| 6 | 37.506 | 14.587 | 10.546 | 21.094 | 1'23.733 | 182,1 | 10:23'37.210 |
| 7 | 37.648 | 14.575 | 10.179 | 20.592 | 1'22.994 | | 10:25'00.204 |
| 8 | 39.359 | 14.681 | 10.335 | 20.917 | 1'25.292 | | 10:26'25.496 |
| 9 | 37.819 | 14.726 | 10.069 | 20.483 | 1'23.097 | | 10:27'48.593 |
| 10 | 37.694 | 14.907 | 11.094 | 1'31.859 | 2'35.554P | 158,4 | 10:30'24.147 |
| 11 | 51.568 | 15.561 | 11.457 | 21.128 | 1'39.714P | 135,8 | 10:32'03.861 |
| 12 | 38.282 | 16.626 | 10.480 | 22.405 | 1'27.793 | 154,1 | 10:33'31.654 |
| 13 | 37.788 | 14.659 | 10.047 | 20.628 | 1'23.122 | 184,3 | 10:34'54.776 |

21 S. CREA (1'23.056)

| Giro | Seg.1 | Seg.2 | Seg.3 | Seg.4 | T. Giro | km/h | Local Time |
|------|---------------|---------------|--------------|---------------|-----------------|--------------|--------------|
| | | | | | | | 10:15'14.518 |
| 1 | 47.087 | 16.167 | 11.657 | 23.173 | 1'38.084P | 147,3 | 10:16'52.602 |
| 2 | 38.690 | 14.722 | 10.429 | 22.060 | 1'25.901 | 180,6 | 10:18'18.503 |
| 3 | 37.515 | 14.756 | 10.015 | 20.848 | 1'23.134 | 181,5 | 10:19'41.637 |
| 4 | 37.145 | 15.222 | 9.903 | 20.786 | 1'23.056 | 173,4 | 10:21'04.693 |

28 R. FRANZOSO (1'22.907)

| Giro | Seg.1 | Seg.2 | Seg.3 | Seg.4 | T. Giro | km/h | Local Time |
|------|---------------|---------------|--------------|---------------|-----------------|--------------|--------------|
| | | | | | | | 10:14'38.751 |
| 1 | 53.664 | 20.488 | 13.364 | 1'47.890 | 3'15.406P | 127,7 | 10:17'54.157 |
| 2 | 1'00.758 | 19.444 | 12.416 | 25.162 | 1'57.780P | 134,7 | 10:19'51.937 |
| 3 | 46.456 | 19.230 | 12.036 | 2'04.548 | 3'22.270P | 136,9 | 10:23'14.207 |
| 4 | 56.195 | 14.792 | 10.919 | 21.640 | 1'43.546P | 181,2 | 10:24'57.753 |
| 5 | 37.999 | 14.691 | 10.162 | 21.039 | 1'23.891 | 183,1 | 10:26'21.644 |
| 6 | 37.347 | 14.646 | 10.481 | 20.572 | 1'23.046 | 183,7 | 10:27'44.690 |
| 7 | 37.232 | 14.695 | 10.402 | 21.814 | 1'24.143 | 182,1 | 10:29'08.833 |
| 8 | 37.415 | 14.729 | 10.169 | 20.594 | 1'22.907 | 182,1 | 10:30'31.740 |
| 9 | 37.052 | 14.822 | 10.969 | 21.449 | 1'24.292 | 178,2 | 10:31'56.032 |
| 10 | 37.717 | 18.086 | 10.295 | 20.633 | 1'26.731 | 148,8 | 10:33'22.763 |
| 11 | 37.783 | 15.067 | 9.962 | 20.800 | 1'23.612 | 179,4 | 10:34'46.375 |

33 F. TABLÒ (1'21.764)

| Giro | Seg.1 | Seg.2 | Seg.3 | Seg.4 | T. Giro | km/h | Local Time |
|------|--------|--------|--------|--------|-----------|-------|--------------|
| | | | | | | | 10:15'10.388 |
| 1 | 53.183 | 16.408 | 12.183 | 23.887 | 1'45.661P | 153,0 | 10:16'56.049 |
| 2 | 40.208 | 16.045 | 11.274 | 21.902 | 1'29.429 | 167,7 | 10:18'25.478 |
| 3 | 38.479 | 14.738 | 10.498 | 21.370 | 1'25.085 | 180,0 | 10:19'50.563 |
| 4 | 37.446 | 14.679 | 10.163 | 20.418 | 1'22.706 | 181,8 | 10:21'13.269 |

| | | | | | | | |
|----|---------------|---------------|--------------|---------------|-----------------|--------------|--------------|
| 5 | 37.178 | 14.625 | 10.224 | 20.413 | 1'22.440 | 182,1 | 10:22'35.709 |
| 6 | 36.850 | 14.614 | 10.064 | 20.393 | 1'21.921 | 183,1 | 10:23'57.630 |
| 7 | 37.323 | 14.613 | 10.161 | 20.317 | 1'22.414 | 183,1 | 10:25'20.044 |
| 8 | 40.738 | 16.396 | 11.383 | 1'33.917 | 2'42.434P | 156,3 | 10:28'02.478 |
| 9 | 42.814 | 15.887 | 10.407 | 20.730 | 1'29.838P | 172,8 | 10:29'32.316 |
| 10 | 36.951 | 14.771 | 10.068 | 20.352 | 1'22.142 | 181,2 | 10:30'54.458 |
| 11 | 36.882 | 14.858 | 10.029 | 20.171 | 1'21.940 | 181,2 | 10:32'16.398 |
| 12 | 37.022 | 14.658 | 9.841 | 20.243 | 1'21.764 | 182,1 | 10:33'38.162 |
| 13 | 37.223 | 14.661 | 9.992 | 20.133 | 1'22.009 | 182,4 | 10:35'00.171 |

51 F. CASCANDRINI (1'21.592)

| Giro | Seg.1 | Seg.2 | Seg.3 | Seg.4 | T. Giro | km/h | Local Time |
|------|---------------|---------------|--------------|---------------|-----------------|--------------|--------------|
| | | | | | | | 10:14'56.374 |
| 1 | 48.796 | 16.791 | 13.954 | 23.228 | 1'42.769P | 116,0 | 10:16'39.143 |
| 2 | 38.042 | 14.714 | 10.585 | 20.702 | 1'24.043 | 179,7 | 10:18'03.186 |
| 3 | 37.166 | 14.687 | 10.164 | 20.449 | 1'22.466 | 182,1 | 10:19'25.652 |
| 4 | 36.939 | 14.612 | 10.226 | 20.279 | 1'22.056 | 182,4 | 10:20'47.708 |
| 5 | 37.505 | 14.691 | 9.973 | 20.457 | 1'22.626 | 182,7 | 10:22'10.334 |
| 6 | 36.848 | 14.548 | 9.931 | 20.265 | 1'21.592 | 184,3 | 10:23'31.926 |
| 7 | 36.996 | 14.484 | 9.980 | 21.477 | 1'22.937 | 185,6 | 10:24'54.863 |
| 8 | 37.116 | 14.620 | 9.930 | 20.390 | 1'22.056 | 183,7 | 10:26'16.919 |
| 9 | 36.822 | 14.605 | 9.984 | 1'29.099 | 2'30.510P | 184,3 | 10:28'47.429 |
| 10 | 40.729 | 14.644 | 10.040 | 20.430 | 1'25.843P | 182,1 | 10:30'13.272 |
| 11 | 36.919 | 14.629 | 10.133 | 21.621 | 1'23.302 | 183,4 | 10:31'36.574 |
| 12 | 37.411 | 14.589 | 9.777 | 20.836 | 1'22.613 | 183,4 | 10:32'59.187 |
| 13 | 36.913 | 14.602 | 9.863 | 20.354 | 1'21.732 | 183,1 | 10:34'20.919 |
| 14 | 37.031 | 14.855 | 9.878 | 20.384 | 1'22.148 | 181,8 | 10:35'43.067 |

52 M. ONOFRIO (1'22.411)

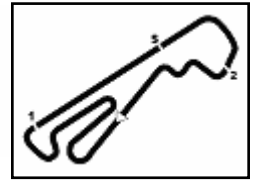
| Giro | Seg.1 | Seg.2 | Seg.3 | Seg.4 | T. Giro | km/h | Local Time |
|------|---------------|---------------|--------------|---------------|-----------------|--------------|--------------|
| | | | | | | | 10:16'32.564 |
| 1 | 1'00.370 | 22.316 | 12.423 | 23.367 | 1'58.476P | 119,1 | 10:18'31.040 |
| 2 | 40.850 | 15.656 | 12.515 | 21.819 | 1'30.840 | 146,5 | 10:20'01.880 |
| 3 | 38.385 | 14.612 | 10.903 | 20.956 | 1'24.856 | 183,7 | 10:21'26.736 |
| 4 | 38.151 | 14.647 | 10.410 | 20.965 | 1'24.173 | 183,4 | 10:22'50.909 |
| 5 | 37.825 | 14.718 | 10.085 | 20.662 | 1'23.290 | 183,7 | 10:24'14.199 |
| 6 | 38.038 | 15.044 | 12.447 | 1'36.364 | 2'41.893P | 153,0 | 10:26'56.092 |
| 7 | 41.946 | 14.815 | 10.163 | 21.209 | 1'28.133P | 182,7 | 10:28'24.225 |
| 8 | 38.760 | 14.804 | 10.129 | 21.674 | 1'25.367 | 182,7 | 10:29'49.592 |
| 9 | 37.720 | 14.708 | 10.062 | 21.175 | 1'23.665 | 182,4 | 10:31'13.257 |
| 10 | 37.683 | 14.675 | 10.448 | 21.363 | 1'24.169 | 178,8 | 10:32'37.426 |
| 11 | 37.449 | 14.580 | 10.147 | 20.950 | 1'23.126 | 183,1 | 10:34'00.552 |
| 12 | 37.208 | 14.504 | 9.826 | 20.873 | 1'22.411 | 183,7 | 10:35'22.963 |

65 A. BERGAMASCHI (1'34.115)

| Giro | Seg.1 | Seg.2 | Seg.3 | Seg.4 | T. Giro | km/h | Local Time |
|------|---------------|---------------|---------------|---------------|-----------------|--------------|--------------|
| | | | | | | | 10:14'47.366 |
| 1 | 53.926 | 19.413 | 15.299 | 25.961 | 1'54.599P | 100,5 | 10:16'41.965 |
| 2 | 44.040 | 17.893 | 12.026 | 25.125 | 1'39.084 | 146,1 | 10:18'21.049 |
| 3 | 44.437 | 18.002 | 12.128 | 2'36.104 | 3'50.671P | 143,6 | 10:22'11.720 |
| 4 | 51.375 | 17.560 | 11.520 | 24.387 | 1'44.842P | 151,9 | 10:23'56.562 |
| 5 | 42.875 | 17.460 | 11.210 | 23.612 | 1'35.157 | 154,7 | 10:25'31.719 |
| 6 | 42.337 | 17.847 | 11.568 | 23.990 | 1'35.742 | 149,8 | 10:27'07.461 |
| 7 | 42.022 | 17.538 | 11.293 | 23.262 | 1'34.115 | 152,5 | 10:28'41.576 |
| 8 | 44.158 | 18.392 | 13.289 | 24.310 | 1'40.149 | 142,9 | 10:30'21.725 |
| 9 | 43.316 | 17.874 | 11.638 | 24.400 | 1'37.228 | 152,5 | 10:31'58.953 |
| 10 | 42.572 | 17.857 | 11.828 | 23.833 | 1'36.090 | 151,5 | 10:33'35.043 |

69 W. LILLI (1'21.101)

| Giro | Seg.1 | Seg.2 | Seg.3 | Seg.4 | T. Giro | km/h | Local Time |
|------|--------|--------|--------|-------|---------|------|--------------|
| | | | | | | | 10:16'47.939 |
| 1 | 59.095 | 15.208 | 11.260 | | | | |



Peroni Race Magione 30 Luglio 1 Agosto 2021

C.It.Autostoriche - Analisi Tempi Prove Libere 1° Turno

Autodromo dell'Umbria 2.507 m

2 / 2

| | | | | | | | | | | | | | | | |
|----|---------------|---------------|--------------|---------------|-----------------|--------------|--------------|----|---------------|---------------|---------------|---------------|-----------------|--------------|--------------|
| 4 | 37.264 | 14.444 | 9.901 | 20.388 | 1'21.997 | 184,3 | 10:22'43.266 | 6 | 40.927 | 16.734 | 12.345 | 22.548 | 1'32.554 | 138,3 | 10:24'33.083 |
| 5 | 36.840 | 14.384 | 9.725 | 20.152 | 1'21.101 | 185,6 | 10:24'04.367 | 7 | 40.602 | 16.459 | 11.958 | 22.773 | 1'31.792 | 146,1 | 10:26'04.875 |
| 6 | 36.769 | 14.343 | 9.732 | 20.277 | 1'21.121 | 185,6 | 10:25'25.488 | 8 | 41.223 | 16.430 | 11.490 | 23.167 | 1'32.310 | 164,1 | 10:27'37.185 |
| 7 | 36.786 | 14.440 | 9.610 | 20.310 | 1'21.146 | 184,6 | 10:26'46.634 | 9 | 41.461 | 16.160 | 11.714 | 23.159 | 1'32.494 | 156,5 | 10:29'09.679 |
| 8 | 37.553 | 14.571 | 9.987 | 20.146 | 1'22.257 | 184,6 | 10:28'08.891 | 10 | 40.406 | 16.088 | 11.739 | 22.296 | 1'30.529 | 157,2 | 10:30'40.208 |
| 9 | 37.125 | 14.629 | 9.764 | 1'33.141 | 2'34.659P | 184,3 | 10:30'43.550 | 11 | 40.515 | 16.203 | 12.017 | 23.020 | 1'31.755 | 149,4 | 10:32'11.963 |
| 10 | 39.855 | 14.491 | 11.157 | 20.501 | 1'26.004P | 173,9 | 10:32'09.554 | 12 | 40.186 | 16.310 | 11.002 | 22.255 | 1'29.753 | 153,2 | 10:33'41.716 |
| 11 | 37.065 | 14.348 | 10.088 | 20.253 | 1'21.754 | 184,9 | 10:33'31.308 | 13 | 41.369 | 16.257 | 11.519 | 23.050 | 1'32.195 | 160,2 | 10:35'13.911 |
| 12 | 37.026 | 14.455 | 9.724 | 20.218 | 1'21.423 | 184,3 | 10:34'52.731 | | | | | | | | |

72 E. GERARDI (1'24.950)

| Giro | Seg.1 | Seg.2 | Seg.3 | Seg.4 | T. Giro | km/h | Local Time |
|------|---------------|---------------|---------------|---------------|-----------------|--------------|--------------|
| | | | | | | | 10:15'17.728 |
| 1 | 50.364 | 15.840 | 13.335 | 23.813 | 1'43.352P | 150,6 | 10:17'01.080 |
| 2 | 43.793 | 14.750 | 13.030 | 22.598 | 1'34.171 | 155,4 | 10:18'35.251 |
| 3 | 42.915 | 15.028 | 12.778 | 23.044 | 1'33.765 | 152,8 | 10:20'09.016 |
| 4 | 43.278 | 14.450 | 12.285 | 22.289 | 1'32.302 | 162,7 | 10:21'41.318 |
| 5 | 40.421 | 14.349 | 14.157 | 23.095 | 1'32.022 | 152,5 | 10:23'13.340 |
| 6 | 39.948 | 14.176 | 11.566 | 21.331 | 1'27.021 | 187,8 | 10:24'40.361 |
| 7 | 41.838 | 14.365 | 11.412 | 21.716 | 1'29.331 | 171,2 | 10:26'09.692 |
| 8 | 38.866 | 14.617 | 11.873 | 22.066 | 1'27.422 | 166,9 | 10:27'37.114 |
| 9 | 38.803 | 14.404 | 11.547 | 21.955 | 1'26.709 | 183,7 | 10:29'03.823 |
| 10 | 38.566 | 14.303 | 11.012 | 21.069 | 1'24.950 | 185,2 | 10:30'28.773 |
| 11 | 38.242 | 14.091 | 11.183 | 21.447 | 1'24.963 | 190,5 | 10:31'53.736 |
| 12 | 39.707 | 14.410 | 11.213 | 22.032 | 1'27.362 | 171,2 | 10:33'21.098 |
| 13 | 39.231 | 16.599 | 11.539 | 23.487 | 1'30.856 | 163,9 | 10:34'51.954 |

73 A. CHIERICHETTI (1'23.296)

| Giro | Seg.1 | Seg.2 | Seg.3 | Seg.4 | T. Giro | km/h | Local Time |
|------|---------------|---------------|--------------|---------------|-----------------|--------------|--------------|
| | | | | | | | 10:14'37.100 |
| 1 | 47.298 | 22.561 | 12.582 | 23.636 | 1'46.077P | 130,3 | 10:16'23.177 |
| 2 | 39.838 | 17.360 | 11.209 | 21.311 | 1'29.718 | 151,9 | 10:17'52.895 |
| 3 | 38.132 | 14.852 | 10.718 | 21.038 | 1'24.740 | 181,2 | 10:19'17.635 |
| 4 | 38.038 | 14.882 | 10.308 | 20.973 | 1'24.201 | 181,2 | 10:20'41.836 |
| 5 | 38.068 | 14.891 | 10.193 | 20.637 | 1'23.789 | 182,7 | 10:22'05.625 |
| 6 | 37.903 | 14.795 | 9.924 | 20.674 | 1'23.296 | 183,4 | 10:23'28.921 |
| 7 | 38.039 | 14.770 | 10.532 | 22.947 | 1'26.288 | 183,7 | 10:24'55.209 |
| 8 | 38.346 | 14.774 | 10.027 | 20.732 | 1'23.879 | 184,9 | 10:26'19.088 |
| 9 | 38.465 | 14.886 | 13.671 | 2'23.530 | 3'30.552P | 183,7 | 10:29'49.640 |
| 10 | 43.803 | 14.910 | 10.142 | 20.962 | 1'29.817P | 181,8 | 10:31'19.457 |
| 11 | 38.287 | 14.865 | 9.922 | 21.463 | 1'24.537 | 181,8 | 10:32'43.994 |
| 12 | 38.187 | 14.803 | 10.126 | 20.788 | 1'23.904 | 182,4 | 10:34'07.898 |
| 13 | 38.476 | 14.793 | 10.070 | 20.971 | 1'24.310 | 182,1 | 10:35'32.208 |

82 P. STURLA (1'21.644)

| Giro | Seg.1 | Seg.2 | Seg.3 | Seg.4 | T. Giro | km/h | Local Time |
|------|---------------|---------------|--------------|---------------|-----------------|--------------|--------------|
| | | | | | | | 10:19'36.514 |
| 1 | 47.740 | 14.691 | 10.143 | 20.232 | 1'32.806P | 180,9 | 10:21'09.320 |
| 2 | 36.789 | 14.672 | 9.959 | 20.883 | 1'22.303 | 180,9 | 10:22'31.623 |
| 3 | 36.722 | 14.588 | 10.285 | 20.264 | 1'21.859 | 180,9 | 10:23'53.482 |
| 4 | 36.614 | 14.636 | 10.136 | 20.258 | 1'21.644 | 181,2 | 10:25'15.126 |
| 5 | 38.809 | 14.872 | 11.520 | 21.590 | 1'26.791 | 163,6 | 10:26'41.917 |
| 6 | 39.773 | 14.998 | 10.732 | 4'14.759 | 5'20.262P | 173,9 | 10:32'02.179 |
| 7 | 56.158 | 14.778 | 10.216 | 20.336 | 1'41.488P | 180,6 | 10:33'43.667 |
| 8 | 36.754 | 14.745 | 10.055 | 20.306 | 1'21.860 | 181,2 | 10:35'05.527 |

102 R. CHIARAMONTE BORDONARO (1'29.753)

| Giro | Seg.1 | Seg.2 | Seg.3 | Seg.4 | T. Giro | km/h | Local Time |
|------|--------|--------|--------|--------|-----------|-------|--------------|
| | | | | | | | 10:14'43.242 |
| 1 | 54.763 | 22.080 | 14.827 | 24.975 | 1'56.645P | 98,5 | 10:16'39.887 |
| 2 | 44.097 | 17.999 | 13.278 | 23.691 | 1'39.065 | 115,1 | 10:18'18.952 |
| 3 | 42.376 | 17.001 | 12.390 | 22.790 | 1'34.557 | 131,9 | 10:19'53.509 |
| 4 | 42.177 | 16.518 | 12.027 | 22.569 | 1'33.291 | 149,8 | 10:21'26.800 |
| 5 | 41.196 | 16.741 | 12.418 | 23.374 | 1'33.729 | 144,6 | 10:23'00.529 |

120 R. NICOLOSI (1'45.408)

| Giro | Seg.1 | Seg.2 | Seg.3 | Seg.4 | T. Giro | km/h | Local Time |
|------|---------------|---------------|---------------|---------------|-----------------|--------------|--------------|
| | | | | | | | 10:14'55.057 |
| 1 | 59.856 | 19.780 | 14.272 | 28.398 | 2'02.306P | 113,4 | 10:16'57.363 |
| 2 | 51.009 | 18.925 | 14.412 | 26.596 | 1'50.942 | 131,9 | 10:18'48.305 |
| 3 | 49.777 | 18.554 | 14.515 | 28.509 | 1'51.355 | 140,1 | 10:20'39.660 |
| 4 | 53.390 | 19.497 | 14.559 | 29.246 | 1'56.692 | 114,7 | 10:22'36.352 |
| 5 | 50.558 | 18.510 | 13.997 | 3'18.903 | 4'41.968P | 130,1 | 10:27'18.320 |
| 6 | 51.324 | 17.357 | 14.258 | 28.807 | 1'51.746P | 150,8 | 10:29'10.066 |
| 7 | 46.976 | 17.376 | 14.125 | 26.931 | 1'45.408 | 149,6 | 10:30'55.474 |

142 C. TURIZIO (1'26.642)

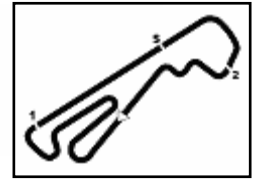
| Giro | Seg.1 | Seg.2 | Seg.3 | Seg.4 | T. Giro | km/h | Local Time |
|------|---------------|---------------|---------------|---------------|-----------------|--------------|--------------|
| | | | | | | | 10:15'40.507 |
| 1 | 53.787 | 17.396 | 12.900 | 24.221 | 1'48.304P | 144,4 | 10:17'28.811 |
| 2 | 42.033 | 14.828 | 11.583 | 22.551 | 1'30.995 | 167,2 | 10:18'59.806 |
| 3 | 41.021 | 14.594 | 10.890 | 21.644 | 1'28.149 | 175,6 | 10:20'27.955 |
| 4 | 39.671 | 14.623 | 10.644 | 21.725 | 1'26.663 | 184,0 | 10:21'54.618 |
| 5 | 40.239 | 14.358 | 10.442 | 21.603 | 1'26.642 | 187,5 | 10:23'21.260 |
| 6 | 39.504 | 16.909 | 13.877 | 5'31.248 | 6'41.538P | 124,1 | 10:30'02.798 |
| 7 | 45.996 | 14.877 | 11.049 | 21.722 | 1'33.644P | 174,8 | 10:31'36.442 |
| 8 | 40.633 | 14.787 | 11.048 | 57.327 | 2'03.795P | 182,4 | 10:33'40.237 |
| 9 | 50.147 | 14.581 | 10.487 | 21.383 | 1'36.598P | 183,7 | 10:35'16.835 |

162 M. SIMONCINI (1'23.713)

| Giro | Seg.1 | Seg.2 | Seg.3 | Seg.4 | T. Giro | km/h | Local Time |
|------|---------------|---------------|---------------|---------------|-----------------|--------------|--------------|
| | | | | | | | 10:14'40.376 |
| 1 | 53.770 | 21.894 | 14.426 | 22.483 | 1'52.573P | 97,6 | 10:16'32.949 |
| 2 | 39.181 | 14.571 | 10.636 | 21.112 | 1'25.500 | 181,8 | 10:17'58.449 |
| 3 | 37.759 | 14.630 | 10.409 | 20.915 | 1'23.713 | 189,8 | 10:19'22.162 |
| 4 | 37.607 | 15.167 | 10.537 | 20.589 | 1'23.900 | 178,5 | 10:20'46.062 |
| 5 | 41.607 | 16.334 | 12.243 | 2'39.354 | 3'49.538P | 140,1 | 10:24'35.600 |
| 6 | 48.795 | 15.147 | 11.353 | 21.471 | 1'36.766P | 168,8 | 10:26'12.366 |
| 7 | 38.675 | 14.963 | 11.120 | 21.008 | 1'25.766 | 162,4 | 10:27'38.132 |
| 8 | 38.788 | 14.867 | 11.052 | 21.584 | 1'26.291 | 167,4 | 10:29'04.423 |
| 9 | 38.570 | 14.980 | 10.624 | 20.673 | 1'24.847 | 175,6 | 10:30'29.270 |
| 10 | 38.048 | 14.860 | 10.542 | 21.536 | 1'24.986 | 183,1 | 10:31'54.256 |
| 11 | 38.354 | 14.682 | 10.269 | 20.412 | 1'23.717 | 182,7 | 10:33'17.973 |
| 12 | 38.770 | 14.706 | 10.569 | 20.592 | 1'24.637 | 183,4 | 10:34'42.610 |

31/07/2021

P = Box In/Out - C = Tempo Invalidato



Peroni Race Magione 30 Luglio 1 Agosto 2021

C.It.Autostoriche - Velocità Prove Libere 1° Turno

Autodromo dell'Umbria 2.507 m

MIGLIOR GIRO

| | | | |
|----|---------------------------------|----------------------|----------|
| 1 | 69 LILLI Walter | Renault Clio | 1'21.101 |
| 2 | 51 CASCANDRINI Fulvio | Renault Clio | 1'21.592 |
| 3 | 82 STURLA Pierluigi | Renault Clio | 1'21.644 |
| 4 | 33 TABLÒ Fabrizio | Renault Clio | 1'21.764 |
| 5 | 52 ONOFRIO Mariella | Renault Clio | 1'22.411 |
| 6 | 5 COLDANI Giannalberto | Renault Clio | 1'22.447 |
| 7 | 18 AGNEY | Renault Clio | 1'22.761 |
| 8 | 28 FRANZOSO Riccardo | Renault Clio | 1'22.907 |
| 9 | 21 CREA Saverio | Renault Clio | 1'23.056 |
| 10 | 73 CHIERICHETTI Andrea | Renault Clio | 1'23.296 |
| 11 | 162 SIMONCINI Mauro | Mercedes 190E | 1'23.713 |
| 12 | 72 GERARDI Enrico | Ford Sierra Cosworth | 1'24.950 |
| 13 | 142 TURIZIO Cosimo | Fiat X1/9 | 1'26.642 |
| 14 | 102 CHIARAMONTE BORDONAR | Alpine A110 | 1'29.753 |
| 15 | 65 BERGAMASCHI Alberto | A.R GTV 2000 | 1'34.115 |
| 16 | 120 NICOLOSI Ruggero | Abarth TCR | 1'45.408 |

SPEED

| | | | |
|----|---------------------------------|----------------------|-------|
| 1 | 72 GERARDI Enrico | Ford Sierra Cosworth | 190,5 |
| 2 | 162 SIMONCINI Mauro | Mercedes 190E | 189,8 |
| 3 | 142 TURIZIO Cosimo | Fiat X1/9 | 187,5 |
| 4 | 5 COLDANI Giannalberto | Renault Clio | 186,2 |
| 5 | 69 LILLI Walter | Renault Clio | 185,6 |
| 6 | 51 CASCANDRINI Fulvio | Renault Clio | 185,6 |
| 7 | 73 CHIERICHETTI Andrea | Renault Clio | 184,9 |
| 8 | 18 AGNEY | Renault Clio | 184,3 |
| 9 | 28 FRANZOSO Riccardo | Renault Clio | 183,7 |
| 10 | 52 ONOFRIO Mariella | Renault Clio | 183,7 |
| 11 | 33 TABLÒ Fabrizio | Renault Clio | 183,1 |
| 12 | 21 CREA Saverio | Renault Clio | 181,5 |
| 13 | 82 STURLA Pierluigi | Renault Clio | 181,2 |
| 14 | 102 CHIARAMONTE BORDONAR | Alpine A110 | 164,1 |
| 15 | 65 BERGAMASCHI Alberto | A.R GTV 2000 | 154,7 |
| 16 | 120 NICOLOSI Ruggero | Abarth TCR | 150,8 |

SEG. 1

| | | |
|----|-------------------------------|--------|
| 1 | 82 STURLA Pierluigi | 36.614 |
| 2 | 69 LILLI Walter | 36.769 |
| 3 | 51 CASCANDRINI Fulvio | 36.822 |
| 4 | 33 TABLÒ Fabrizio | 36.850 |
| 5 | 5 COLDANI Giannalberto | 37.002 |
| 6 | 28 FRANZOSO Riccardo | 37.052 |
| 7 | 21 CREA Saverio | 37.145 |
| 8 | 52 ONOFRIO Mariella | 37.208 |
| 9 | 18 AGNEY | 37.506 |
| 10 | 162 SIMONCINI Mauro | 37.607 |
| 11 | 73 CHIERICHETTI Andrea | 37.903 |
| 12 | 72 GERARDI Enrico | 38.242 |
| 13 | 142 TURIZIO Cosimo | 39.504 |
| 14 | 102 CHIARAMONTE BORD | 40.186 |
| 15 | 65 BERGAMASCHI Alberto | 42.022 |
| 16 | 120 NICOLOSI Ruggero | 46.976 |

SEG. 2

| | | |
|----|-------------------------------|--------|
| 1 | 72 GERARDI Enrico | 14.091 |
| 2 | 69 LILLI Walter | 14.343 |
| 3 | 142 TURIZIO Cosimo | 14.358 |
| 4 | 51 CASCANDRINI Fulvio | 14.484 |
| 5 | 52 ONOFRIO Mariella | 14.504 |
| 6 | 5 COLDANI Giannalberto | 14.521 |
| 7 | 162 SIMONCINI Mauro | 14.571 |
| 8 | 18 AGNEY | 14.575 |
| 9 | 82 STURLA Pierluigi | 14.588 |
| 10 | 33 TABLÒ Fabrizio | 14.613 |
| 11 | 28 FRANZOSO Riccardo | 14.646 |
| 12 | 21 CREA Saverio | 14.722 |
| 13 | 73 CHIERICHETTI Andrea | 14.770 |
| 14 | 102 CHIARAMONTE BORD | 16.088 |
| 15 | 120 NICOLOSI Ruggero | 17.357 |
| 16 | 65 BERGAMASCHI Alberto | 17.460 |

SEG. 3

| | | |
|----|-------------------------------|--------|
| 1 | 69 LILLI Walter | 9.610 |
| 2 | 51 CASCANDRINI Fulvio | 9.777 |
| 3 | 52 ONOFRIO Mariella | 9.826 |
| 4 | 5 COLDANI Giannalberto | 9.833 |
| 5 | 33 TABLÒ Fabrizio | 9.841 |
| 6 | 21 CREA Saverio | 9.903 |
| 7 | 73 CHIERICHETTI Andrea | 9.922 |
| 8 | 82 STURLA Pierluigi | 9.959 |
| 9 | 28 FRANZOSO Riccardo | 9.962 |
| 10 | 18 AGNEY | 9.975 |
| 11 | 162 SIMONCINI Mauro | 10.269 |
| 12 | 142 TURIZIO Cosimo | 10.442 |
| 13 | 102 CHIARAMONTE BORD | 11.002 |
| 14 | 72 GERARDI Enrico | 11.012 |
| 15 | 65 BERGAMASCHI Alberto | 11.210 |
| 16 | 120 NICOLOSI Ruggero | 13.997 |

SEG. 4

| | | |
|----|-------------------------------|--------|
| 1 | 33 TABLÒ Fabrizio | 20.133 |
| 2 | 69 LILLI Walter | 20.146 |
| 3 | 82 STURLA Pierluigi | 20.232 |
| 4 | 51 CASCANDRINI Fulvio | 20.265 |
| 5 | 5 COLDANI Giannalberto | 20.292 |
| 6 | 162 SIMONCINI Mauro | 20.412 |
| 7 | 18 AGNEY | 20.483 |
| 8 | 28 FRANZOSO Riccardo | 20.572 |
| 9 | 73 CHIERICHETTI Andrea | 20.637 |
| 10 | 52 ONOFRIO Mariella | 20.662 |
| 11 | 21 CREA Saverio | 20.786 |
| 12 | 72 GERARDI Enrico | 21.069 |
| 13 | 142 TURIZIO Cosimo | 21.383 |
| 14 | 102 CHIARAMONTE BORD | 22.255 |
| 15 | 65 BERGAMASCHI Alberto | 23.262 |
| 16 | 120 NICOLOSI Ruggero | 26.596 |



Peroni Race Magione 30 Luglio 1 Agosto 2021

C.It.Autostoriche - Classifica Prove Libere 2° Turno

Autodromo dell'Umbria 2.507 m

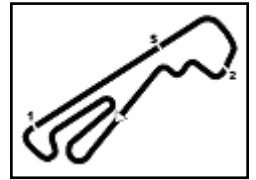
| Num. | Conducente | Concorrente | Scuderia | Auto | Classe | Tempo | Dist. | Rel. | Giri |
|------|--|-------------|---------------------|-----------------------|---------|-----------------|--------|-------|------|
| 1 | 69 LILLI Walter | ITA | Lilli | Renault Clio | | 1'21.789 | | | 12 |
| 2 | 82 STURLA Pierluigi | ITA | Sturla | Renault Clio | | 1'21.862 | 0.073 | 0.073 | 12 |
| 3 | 5 COLDANI Giannalberto | ITA | Coldani | Renault Clio | | 1'22.104 | 0.315 | 0.242 | 13 |
| 4 | 73 CHIERICHETTI Andrea | ITA | Chierichetti | Renault Clio | | 1'22.431 | 0.642 | 0.327 | 14 |
| 5 | 28 FRANZOSO Riccardo | ITA | Franzoso | Renault Clio | | 1'22.495 | 0.706 | 0.064 | 13 |
| 6 | 33 TABLÒ Fabrizio | ITA | Tablò | Renault Clio | | 1'22.558 | 0.769 | 0.063 | 10 |
| 7 | 52 ONOFRIO Mariella | ITA | Onofrio | Renault Clio | | 1'22.840 | 1.051 | 0.282 | 12 |
| 8 | 51 CASCANDRINI Fulvio | ITA | Cascandrini | Renault Clio | | 1'22.847 | 1.058 | 0.007 | 13 |
| 9 | 167 GIOVANNINI Thomas | ITA | Giovannini Thomas | Ford Sierra Cosworth | 4-J2A | 1'23.128 | 1.339 | 0.281 | 11 |
| 10 | 18 AGNEY | ITA | Agney | Renault Clio | | 1'23.376 | 1.587 | 0.248 | 13 |
| 11 | 162 SIMONCINI Mauro | ITA | Simoncini | Mercedes 190E | 4-J2CT | 1'23.624 | 1.835 | 0.248 | 12 |
| 12 | 176 GIOVANNINI Gilles | ITA | Vito Truglia | TVR Tuscan Speed 8 GT | 4-J2ICI | 1'23.927 | 2.138 | 0.303 | 4 |
| 13 | 21 CREA Saverio | ITA | Crea | Renault Clio | | 1'26.084 | 4.295 | 2.157 | 13 |
| 14 | 102 CHIARAMONTE BORDONARO Roberto | ITA | Sc. AB Motorsport | Alpine A110 | 2-G2H1S | 1'29.039 | 7.250 | 2.955 | 12 |
| 15 | 174 BOSSOLI Giuseppe | ITA | Bossoli Giuseppe | Porsche 944 T | 4-J2B | 1'29.911 | 8.122 | 0.872 | 11 |
| 16 | 65 BERGAMASCHI Alberto | ITA | Bergamaschi Alberto | A.R GTV 2000 | 2-GH1T | 1'34.847 | 13.058 | 4.936 | 5 |
| 17 | 72 GERARDI Enrico | ITA | Gerardi Enrico | Ford Sierra Cosworth | 4-J2A | | | | 1 |
| 18 | 120 NICOLOSI Ruggero | ITA | nICOLOSI | Abarth TCR | 3-H2SIL | | | | 1 |
| 19 | 64 PAPA Loris Antonio | ITA | Papa Loris Antonio | Fiat 128 | 2-G2H | | | | 0 |
| 20 | 83 DE BEAUMONT Fabio | ITA | De Beaumont Fabio | A.R. GTAm | 2-G2H12 | | | | 0 |
| 21 | 141 ARNALDI Roberto | ITA | Arnaldi Roberto | A.R: GTAm | 3-H2S12 | | | | 0 |
| 22 | 142 TURIZIO Cosimo | ITA | Turizio Francesco | Fiat X1/9 | 3-H2S16 | | | | 0 |
| 23 | 155 NORI Andrea | ITA | Nori | Porsche 930 | 3-HR2 | | | | 0 |
| 24 | 157 AMBROSO Giovanni | ITA | Ambroso Giovanni | Porsche 911 SC | 3-HR2 | | | | 0 |
| 25 | 160 BASAGNI Marcello | ITA | Basagni Marcello | Opel Corsa GSI | 4-J2N16 | | | | 0 |

31/07/2021

Inizio
13:08

Fine
13:31

Esposta alle:

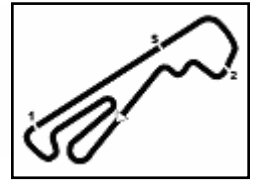


Peroni Race Magione 30 Luglio 1 Agosto 2021

C.It.Autostoriche - Ideal Time Prove Libere 2° Turno

Autodromo dell'Umbria 2.507 m

| Num. Concorrente | Auto | Seg. 1 | Seg. 2 | Seg. 3 | Seg. 4 | Ideal Time | | |
|----------------------------------|-----------------------|-----------------|-----------------|-----------------|------------------------|-----------------------------|------|-------|
| | | Diff. 1 | Diff. 2 | Diff. 3 | Diff. 4 | Miglior Giro | Pos. | Diff. |
| 1 82 STURLA | Renault Clio | 36.781 | 14.609 0.211 | 9.788 0.167 | 20.142 0.164 | 1'21.320 1'21.862 | 11 | 0.542 |
| 2 69 LILLI | Renault Clio | 36.957 0.063 | 14.468 0.087 | 9.687 | 20.235 0.292 | 1'21.347 1'21.789 | 10 | 0.442 |
| 3 5 COLDANI | Renault Clio | 36.820 0.176 | 14.511 | 9.940 0.389 | 20.268 | 1'21.539 1'22.104 | 12 | 0.565 |
| 4 73 CHIERICHETTI | Renault Clio | 36.930 | 14.674 | 9.718 0.666 | 20.443 | 1'21.765 1'22.431 | 13 | 0.666 |
| 5 28 FRANZOSO | Renault Clio | 37.251 0.014 | 14.816 0.187 | 9.809 | 20.404 0.014 | 1'22.280 1'22.495 | 14 | 0.215 |
| 6 33 TABLÒ | Renault Clio | 37.291 | 14.858 | 9.957 0.127 | 20.277 0.048 | 1'22.383 1'22.558 | 15 | 0.175 |
| 7 52 ONOFRIO | Renault Clio | 37.416 0.028 | 14.671 | 10.000 0.123 | 20.424 0.178 | 1'22.511 1'22.840 | 16 | 0.329 |
| 8 51 CASCANDRINI | Renault Clio | 37.254 0.125 | 14.928 0.124 | 9.932 | 20.484 | 1'22.598 1'22.847 | 17 | 0.249 |
| 9 167 GIOVANNINI THOMAS | Ford Sierra Cosworth | 37.603 | 14.709 0.047 | 9.944 0.192 | 20.531 0.102 | 1'22.787 1'23.128 | 18 | 0.341 |
| 10 18 AGNEY | Renault Clio | 37.425 | 14.741 0.143 | 10.091 0.138 | 20.794 0.044 | 1'23.051 1'23.376 | 19 | 0.325 |
| 11 162 SIMONCINI | Mercedes 190E | 38.147 | 14.546 | 10.241 0.199 | 20.491 | 1'23.425 1'23.624 | 20 | 0.199 |
| 12 176 VITO TRUGLIA | TVR Tuscan Speed 8 GT | 39.459 | 13.146 | 10.425 | 20.897 | 1'23.927 1'23.927 | 21 | |
| 13 21 CREA | Renault Clio | 38.458 0.013 | 14.908 | 10.642 0.326 | 21.737 | 1'25.745 1'26.084 | 22 | 0.339 |
| 14 102 SC. AB MOTORSPORT | Alpine A110 | 39.587 | 16.067 0.045 | 11.168 0.280 | 21.491 0.401 | 1'28.313 1'29.039 | 23 | 0.726 |
| 15 174 BOSSOLI GIUSEPPE | Porsche 944 T | 41.050 | 14.199 0.078 | 11.804 0.093 | 22.422 0.265 | 1'29.475 1'29.911 | 24 | 0.436 |
| 16 65 BERGAMASCHI ALBERTO | A.R GTV 2000 | 42.705 0.028 | 17.323 0.051 | 11.090 0.351 | 23.299 | 1'34.417 1'34.847 | 25 | 0.430 |
| Ideal Time Assoluto | | 36.781 | 13.146 | 9.687 | 20.142 | 1'19.756 | | |



Peroni Race Magione 30 Luglio 1 Agosto 2021

C.It.Autostoriche - Analisi Tempi Prove Libere 2° Turno

Autodromo dell'Umbria 2.507 m

1 / 2

5 Coldani (1'22.104)

| Giro | Seg.1 | Seg.2 | Seg.3 | Seg.4 | T. Giro | km/h | Local Time |
|------|---------------|---------------|--------------|---------------|-----------------|--------------|--------------|
| | | | | | | | 13:09'31.896 |
| 1 | 48.733 | 15.530 | 11.229 | 20.689 | 1'36.181P | 163,6 | 13:11'08.077 |
| 2 | 37.595 | 14.766 | 10.170 | 20.386 | 1'22.917 | 181,5 | 13:12'30.994 |
| 3 | 37.852 | 14.633 | 10.256 | 20.506 | 1'23.247 | 184,3 | 13:13'54.241 |
| 4 | 36.820 | 14.536 | 10.880 | 21.419 | 1'23.655 | 184,0 | 13:15'17.896 |
| 5 | 40.523 | 14.585 | 10.265 | 20.518 | 1'25.891 | 179,7 | 13:16'43.787 |
| 6 | 37.795 | 14.593 | 9.940 | 20.391 | 1'22.719 | 183,7 | 13:18'06.506 |
| 7 | 36.996 | 14.511 | 10.329 | 20.268 | 1'22.104 | 184,6 | 13:19'28.610 |
| 8 | 39.053 | 14.725 | 10.761 | 1'21.465 | 2'26.004P | 172,5 | 13:21'54.614 |
| 9 | 44.114 | 15.410 | 11.138 | 21.043 | 1'31.705P | 153,6 | 13:23'26.319 |
| 10 | 37.091 | 14.567 | 10.233 | 20.436 | 1'22.327 | 184,3 | 13:24'48.646 |
| 11 | 37.273 | 15.149 | 11.012 | 22.102 | 1'25.536 | 161,9 | 13:26'14.182 |
| 12 | 37.609 | 15.977 | 10.124 | 20.705 | 1'24.415 | 170,9 | 13:27'38.597 |
| 13 | 37.403 | 14.588 | 9.993 | 20.791 | 1'22.775 | 184,3 | 13:29'01.372 |

| | | | | | | | |
|----|--------|--------|--------------|--------|-----------------|-------|--------------|
| 11 | 37.265 | 15.003 | 9.809 | 20.418 | 1'22.495 | 177,0 | 13:26'47.473 |
| 12 | 37.948 | 15.133 | 10.107 | 20.641 | 1'23.829 | 175,9 | 13:28'11.302 |
| 13 | 37.573 | 15.138 | 10.065 | 20.491 | 1'23.267 | 177,9 | 13:29'34.569 |

33 Tablò (1'22.558)

| Giro | Seg.1 | Seg.2 | Seg.3 | Seg.4 | T. Giro | km/h | Local Time |
|------|---------------|---------------|--------------|---------------|-----------------|--------------|--------------|
| | | | | | | | 13:10'32.393 |
| 1 | 50.536 | 15.918 | 11.271 | 22.069 | 1'39.794P | 157,9 | 13:12'12.187 |
| 2 | 39.350 | 14.902 | 10.424 | 20.759 | 1'25.435 | 177,0 | 13:13'37.622 |
| 3 | 37.640 | 14.902 | 10.022 | 20.277 | 1'22.841 | 179,4 | 13:15'00.463 |
| 4 | 37.291 | 14.858 | 10.084 | 20.325 | 1'22.558 | 179,1 | 13:16'23.021 |
| 5 | 37.609 | 15.137 | 10.108 | 21.732 | 1'24.586 | 179,1 | 13:17'47.607 |
| 6 | 37.796 | 14.984 | 10.121 | 20.476 | 1'23.377 | 177,9 | 13:19'10.984 |
| 7 | 37.576 | 15.570 | 11.362 | 3'01.757 | 4'06.265P | 150,6 | 13:23'17.249 |
| 8 | 43.588 | 15.132 | 10.291 | 20.679 | 1'29.690P | 176,8 | 13:24'46.939 |
| 9 | 37.805 | 14.952 | 10.253 | 21.586 | 1'24.596 | 179,7 | 13:26'11.535 |
| 10 | 37.836 | 15.095 | 9.957 | 20.526 | 1'23.414 | 177,6 | 13:27'34.949 |

18 Agney (1'23.376)

| Giro | Seg.1 | Seg.2 | Seg.3 | Seg.4 | T. Giro | km/h | Local Time |
|------|---------------|---------------|---------------|---------------|-----------------|--------------|--------------|
| | | | | | | | 13:10'03.503 |
| 1 | 52.857 | 16.061 | 12.178 | 22.844 | 1'43.940P | 143,2 | 13:11'47.443 |
| 2 | 43.002 | 17.881 | 11.247 | 21.210 | 1'33.340 | 159,1 | 13:13'20.783 |
| 3 | 37.697 | 14.741 | 10.242 | 22.375 | 1'25.055 | 181,5 | 13:14'45.838 |
| 4 | 39.022 | 14.777 | 10.227 | 20.854 | 1'24.880 | 180,6 | 13:16'10.718 |
| 5 | 37.566 | 14.815 | 10.218 | 20.849 | 1'23.448 | 179,1 | 13:17'34.166 |
| 6 | 37.780 | 14.791 | 10.169 | 20.998 | 1'23.738 | 180,0 | 13:18'57.904 |
| 7 | 37.902 | 14.866 | 10.205 | 20.794 | 1'23.767 | 178,2 | 13:20'21.671 |
| 8 | 37.554 | 14.898 | 10.091 | 20.841 | 1'23.384 | 178,5 | 13:21'45.055 |
| 9 | 38.054 | 15.057 | 11.156 | 142.376 | 2'46.643P | 173,1 | 13:24'31.698 |
| 10 | 51.661 | 14.784 | 10.344 | 22.549 | 1'39.338P | 180,6 | 13:26'11.036 |
| 11 | 37.425 | 14.884 | 10.229 | 20.838 | 1'23.376 | 179,1 | 13:27'34.412 |
| 12 | 39.087 | 15.021 | 10.099 | 22.367 | 1'26.574 | 178,5 | 13:29'00.986 |
| 13 | 40.869 | 14.914 | 10.523 | 21.445 | 1'27.751 | 181,5 | 13:30'28.737 |

51 Cascandrini (1'22.847)

| Giro | Seg.1 | Seg.2 | Seg.3 | Seg.4 | T. Giro | km/h | Local Time |
|------|---------------|---------------|--------------|---------------|-----------------|--------------|--------------|
| | | | | | | | 13:10'07.284 |
| 1 | 44.449 | 15.527 | 11.991 | 22.799 | 1'34.766P | 143,4 | 13:11'42.050 |
| 2 | 37.774 | 15.310 | 10.333 | 20.585 | 1'24.002 | 175,3 | 13:13'06.052 |
| 3 | 37.355 | 15.021 | 9.988 | 20.694 | 1'23.058 | 178,8 | 13:14'29.110 |
| 4 | 37.307 | 14.967 | 10.271 | 20.565 | 1'23.110 | 180,6 | 13:15'52.220 |
| 5 | 37.364 | 15.036 | 10.043 | 20.526 | 1'22.969 | 177,0 | 13:17'15.189 |
| 6 | 37.379 | 15.073 | 10.009 | 20.569 | 1'23.030 | 177,0 | 13:18'38.219 |
| 7 | 37.254 | 14.928 | 10.014 | 20.716 | 1'22.912 | 177,3 | 13:20'01.131 |
| 8 | 37.516 | 15.096 | 9.990 | 20.505 | 1'23.107 | 175,0 | 13:21'24.238 |
| 9 | 37.386 | 15.247 | 11.757 | 21.360 | 1'25.750 | 170,3 | 13:22'49.988 |
| 10 | 37.379 | 15.052 | 9.932 | 20.484 | 1'22.847 | 176,5 | 13:24'12.835 |
| 11 | 38.552 | 15.409 | 11.205 | 1'43.491 | 2'48.657P | 160,2 | 13:27'01.492 |
| 12 | 42.221 | 15.096 | 10.467 | 20.772 | 1'28.556P | 173,1 | 13:28'30.048 |
| 13 | 37.474 | 15.038 | 9.962 | 20.568 | 1'23.042 | 177,6 | 13:29'53.090 |

21 Crea (1'26.084)

| Giro | Seg.1 | Seg.2 | Seg.3 | Seg.4 | T. Giro | km/h | Local Time |
|------|---------------|---------------|---------------|---------------|-----------------|--------------|--------------|
| | | | | | | | 13:10'11.340 |
| 1 | 50.005 | 16.089 | 12.446 | 23.707 | 1'42.247P | 142,3 | 13:11'53.587 |
| 2 | 43.009 | 15.399 | 11.794 | 22.693 | 1'32.895 | 158,8 | 13:13'26.482 |
| 3 | 39.617 | 15.118 | 11.057 | 21.983 | 1'27.775 | 180,6 | 13:14'54.257 |
| 4 | 38.471 | 14.908 | 10.968 | 21.737 | 1'26.084 | 180,0 | 13:16'20.341 |
| 5 | 38.458 | 15.170 | 10.810 | 24.301 | 1'28.739 | 175,0 | 13:17'49.080 |
| 6 | 41.210 | 15.324 | 10.668 | 22.031 | 1'29.233 | 174,2 | 13:19'18.313 |
| 7 | 39.930 | 15.497 | 10.805 | 21.953 | 1'28.185 | 171,2 | 13:20'46.498 |
| 8 | 39.203 | 15.559 | 11.003 | 22.008 | 1'27.773 | 170,3 | 13:22'14.271 |
| 9 | 38.833 | 15.668 | 10.642 | 21.862 | 1'27.005 | 169,3 | 13:23'41.276 |
| 10 | 38.926 | 15.604 | 10.878 | 21.872 | 1'27.280 | 170,6 | 13:25'08.556 |
| 11 | 38.596 | 16.910 | 12.695 | 23.210 | 1'31.411 | 104,9 | 13:26'39.967 |
| 12 | 38.778 | 15.573 | 10.652 | 21.865 | 1'26.868 | 169,0 | 13:28'06.835 |
| 13 | 38.467 | 15.642 | 10.714 | 21.963 | 1'26.786 | 169,3 | 13:29'33.621 |

52 Onofrio (1'22.840)

| Giro | Seg.1 | Seg.2 | Seg.3 | Seg.4 | T. Giro | km/h | Local Time |
|------|---------------|---------------|---------------|---------------|-----------------|--------------|--------------|
| | | | | | | | 13:10'41.081 |
| 1 | 50.762 | 19.438 | 12.102 | 22.421 | 1'44.723P | 141,0 | 13:12'25.804 |
| 2 | 38.643 | 14.785 | 10.570 | 21.125 | 1'25.123 | 182,7 | 13:13'50.927 |
| 3 | 37.738 | 14.856 | 12.247 | 21.736 | 1'26.577 | 151,9 | 13:15'17.504 |
| 4 | 37.534 | 14.695 | 10.472 | 20.424 | 1'23.125 | 180,3 | 13:16'40.629 |
| 5 | 37.507 | 14.775 | 10.170 | 20.586 | 1'23.038 | 180,9 | 13:18'03.667 |
| 6 | 37.444 | 14.671 | 10.123 | 20.602 | 1'22.840 | 181,8 | 13:19'26.507 |
| 7 | 37.908 | 14.835 | 10.000 | 20.580 | 1'23.323 | 181,5 | 13:20'49.830 |
| 8 | 37.416 | 14.760 | 11.837 | 2'04.742 | 3'08.755P | 173,9 | 13:23'58.585 |
| 9 | 1'08.629 | 14.931 | 10.111 | 20.796 | 1'54.467P | 180,6 | 13:25'53.052 |
| 10 | 37.821 | 14.779 | 10.031 | 22.288 | 1'24.919 | 180,6 | 13:27'17.971 |
| 11 | 37.863 | 15.052 | 10.108 | 20.614 | 1'23.637 | 178,5 | 13:28'41.608 |
| 12 | 38.326 | 14.952 | 10.326 | 20.601 | 1'24.205 | 180,6 | 13:30'05.813 |

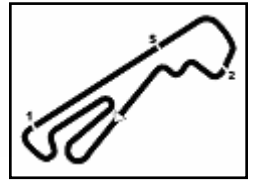
28 Franzoso (1'22.495)

| Giro | Seg.1 | Seg.2 | Seg.3 | Seg.4 | T. Giro | km/h | Local Time |
|------|---------------|---------------|--------|---------------|-----------|--------------|--------------|
| | | | | | | | 13:09'42.795 |
| 1 | 45.972 | 15.550 | 11.202 | 21.423 | 1'34.147P | 139,9 | 13:11'16.942 |
| 2 | 39.004 | 14.816 | 10.351 | 20.654 | 1'24.825 | 181,5 | 13:12'41.767 |
| 3 | 38.697 | 14.831 | 10.144 | 20.517 | 1'24.189 | 181,2 | 13:14'05.956 |
| 4 | 37.688 | 14.867 | 10.146 | 20.496 | 1'23.197 | 181,2 | 13:15'29.153 |
| 5 | 37.761 | 15.032 | 10.241 | 20.648 | 1'23.682 | 177,3 | 13:16'52.835 |
| 6 | 37.251 | 14.941 | 10.210 | 21.188 | 1'23.590 | 179,1 | 13:18'16.425 |
| 7 | 37.661 | 15.025 | 10.454 | 1'50.611 | 2'53.751P | 176,8 | 13:21'10.176 |
| 8 | 42.163 | 15.123 | 10.121 | 20.505 | 1'27.912P | 175,9 | 13:22'38.088 |
| 9 | 37.375 | 15.180 | 10.722 | 20.473 | 1'23.750 | 176,5 | 13:24'01.838 |
| 10 | 37.638 | 14.999 | 10.099 | 20.404 | 1'23.140 | 177,6 | 13:25'24.978 |

65 Bergamaschi Alberto (1'34.847)

| Giro | Seg.1 | Seg.2 | Seg.3 | Seg.4 | T. Giro | km/h | Local Time |
|------|---------------|---------------|---------------|---------------|-----------------|--------------|--------------|
| | | | | | | | 13:10'00.194 |
| 1 | 54.057 | 19.182 | 12.370 | 25.262 | 1'50.871P | 123,0 | 13:11'51.065 |
| 2 | 46.080 | 18.049 | 11.655 | 23.637 | 1'39.421 | 142,9 | 13:13'30.486 |
| 3 | 42.705 | 17.535 | 11.090 | 23.694 | 1'35.024 | 149,4 | 13:15'05.510 |
| 4 | 42.733 | 17.374 | 11.441 | 23.299 | 1'34.847 | 155,6 | 13:16'40.357 |
| 5 | 43.601 | 17.323 | 11.396 | 6'29.650 | 7'41.970P | 155,8 | 13:24'22.327 |

69 Lilli (1'21.789)



Peroni Race Magione 30 Luglio 1 Agosto 2021

C.It.Autostoriche - Analisi Tempi Prove Libere 2° Turno

Autodromo dell'Umbria 2.507 m

2 / 2

| 2 | 37.838 | 14.543 | 9.803 | 20.752 | 1'22.936 | 183,7 | 13:13'47.483 | 11 | 40.014 | 16.407 | 11.168 | 21.981 | 1'29.570 | 157,2 | 13:27'19.053 | | | | | | | | | | | | | | | | | | | | | | | | |
|--------------|---------------|---------------|--------------|---------------|-----------------|--------------|--------------|---|--------|--------|---------------|--------|----------|-------|--------------|--------------|--|--|--|--|--|--|--|------|-------|-------|-------|-------|---------|------|------------|---|--------|--------|--------|--------|-----------|--------------|--------------|
| 3 | 37.834 | 14.588 | 10.004 | 20.342 | 1'22.768 | 183,1 | 13:15'10.251 | 12 | 40.020 | 16.503 | 11.405 | 21.787 | 1'29.715 | 160,2 | 13:28'48.768 | | | | | | | | | | | | | | | | | | | | | | | | |
| 4 | 37.247 | 14.649 | 10.051 | 20.296 | 1'22.243 | 182,4 | 13:16'32.494 | <table border="1"> <thead> <tr> <th colspan="8">120 niCOLOSI</th> </tr> <tr> <th>Giro</th><th>Seg.1</th><th>Seg.2</th><th>Seg.3</th><th>Seg.4</th><th>T. Giro</th><th>km/h</th><th>Local Time</th> </tr> </thead> <tbody> <tr> <td>1</td><td>51.572</td><td>17.645</td><td>15.993</td><td>28.226</td><td>1'53.436P</td><td>140,4</td><td>13:11'43.274</td> </tr> </tbody> </table> | | | | | | | | 120 niCOLOSI | | | | | | | | Giro | Seg.1 | Seg.2 | Seg.3 | Seg.4 | T. Giro | km/h | Local Time | 1 | 51.572 | 17.645 | 15.993 | 28.226 | 1'53.436P | 140,4 | 13:11'43.274 |
| 120 niCOLOSI | | | | | | | | | | | | | | | | | | | | | | | | | | | | | | | | | | | | | | | |
| Giro | Seg.1 | Seg.2 | Seg.3 | Seg.4 | T. Giro | km/h | Local Time | | | | | | | | | | | | | | | | | | | | | | | | | | | | | | | | |
| 1 | 51.572 | 17.645 | 15.993 | 28.226 | 1'53.436P | 140,4 | 13:11'43.274 | | | | | | | | | | | | | | | | | | | | | | | | | | | | | | | | |
| 5 | 37.302 | 14.555 | 9.799 | 20.613 | 1'22.269 | 181,8 | 13:17'54.763 | | | | | | | | | | | | | | | | | | | | | | | | | | | | | | | | |
| 6 | 37.394 | 14.470 | 10.012 | 21.948 | 1'23.824 | 184,3 | 13:19'18.587 | | | | | | | | | | | | | | | | | | | | | | | | | | | | | | | | |
| 7 | 37.399 | 14.611 | 9.882 | 20.405 | 1'22.297 | 181,2 | 13:20'40.884 | | | | | | | | | | | | | | | | | | | | | | | | | | | | | | | | |
| 8 | 37.084 | 14.618 | 9.972 | 1'48.072 | 2'49.746P | 181,2 | 13:23'30.630 | | | | | | | | | | | | | | | | | | | | | | | | | | | | | | | | |
| 9 | 41.867 | 14.696 | 9.937 | 20.564 | 1'27.064P | 181,8 | 13:24'57.694 | | | | | | | | | | | | | | | | | | | | | | | | | | | | | | | | |
| 10 | 37.020 | 14.555 | 9.687 | 20.527 | 1'21.789 | 182,4 | 13:26'19.483 | | | | | | | | | | | | | | | | | | | | | | | | | | | | | | | | |
| 11 | 36.957 | 14.468 | 10.186 | 20.235 | 1'21.846 | 184,3 | 13:27'41.329 | | | | | | | | | | | | | | | | | | | | | | | | | | | | | | | | |
| 12 | 37.096 | 14.567 | 10.164 | 20.335 | 1'22.162 | 183,4 | 13:29'03.491 | | | | | | | | | | | | | | | | | | | | | | | | | | | | | | | | |

| 72 Gerardi Enrico | | | | | | | |
|-------------------|----------|--------|--------|-----------|------------|------|------------------------------|
| Giro | Seg.1 | Seg.2 | Seg.3 | Seg.4 | T. Giro | km/h | Local Time |
| 1 | 1'07.410 | 27.154 | 15.281 | 16'07.473 | 17'57.318P | | 13:10'26.299 13:28'23.617 |

| 73 Chierichetti (1'22.431) | | | | | | | |
|----------------------------|---------------|---------------|--------------|---------------|-----------------|--------------|--------------|
| Giro | Seg.1 | Seg.2 | Seg.3 | Seg.4 | T. Giro | km/h | Local Time |
| 1 | 46.514 | 20.031 | 13.112 | 23.410 | 1'43.067P | 122,9 | 13:11'20.174 |
| 2 | 37.447 | 14.830 | 10.058 | 20.642 | 1'22.977 | 180,9 | 13:12'43.151 |
| 3 | 38.856 | 14.890 | 10.427 | 22.129 | 1'26.302 | 182,4 | 13:14'09.453 |
| 4 | 36.963 | 14.723 | 10.327 | 20.567 | 1'22.580 | 183,1 | 13:15'32.033 |
| 5 | 36.930 | 14.674 | 10.384 | 20.443 | 1'22.431 | 182,7 | 13:16'54.464 |
| 6 | 38.767 | 15.015 | 9.809 | 20.829 | 1'24.420 | 180,9 | 13:18'18.884 |
| 7 | 37.717 | 14.972 | 9.718 | 21.338 | 1'23.745 | 180,3 | 13:19'42.629 |
| 8 | 37.056 | 14.985 | 9.799 | 20.620 | 1'22.460 | 179,1 | 13:21'05.089 |
| 9 | 37.747 | 15.456 | 10.598 | 1'36.514 | 2'40.315P | 158,8 | 13:23'45.404 |
| 10 | 41.054 | 14.940 | 10.301 | 20.738 | 1'27.033P | 180,0 | 13:25'12.437 |
| 11 | 37.409 | 14.740 | 10.008 | 20.577 | 1'22.734 | 180,9 | 13:26'35.171 |
| 12 | 37.389 | 14.806 | 9.872 | 20.586 | 1'22.653 | 179,7 | 13:27'57.824 |
| 13 | 37.507 | 14.834 | 9.843 | 20.660 | 1'22.844 | 181,2 | 13:29'20.668 |
| 14 | 37.565 | 14.754 | 10.176 | 27.168 | 1'29.663 | 181,5 | 13:30'50.331 |

| 82 Sturla (1'21.862) | | | | | | | |
|----------------------|---------------|---------------|--------------|---------------|-----------------|-------|--------------|
| Giro | Seg.1 | Seg.2 | Seg.3 | Seg.4 | T. Giro | km/h | Local Time |
| 1 | 45.444 | 14.953 | 10.390 | 20.424 | 1'31.211P | 177,3 | 13:11'18.221 |
| 2 | 36.860 | 14.893 | 10.208 | 20.514 | 1'22.475 | 180,0 | 13:12'40.696 |
| 3 | 36.972 | 14.675 | 10.135 | 20.368 | 1'22.150 | 181,8 | 13:14'02.846 |
| 4 | 36.932 | 14.701 | 10.079 | 20.153 | 1'21.865 | 182,4 | 13:15'24.711 |
| 5 | 37.177 | 14.609 | 10.028 | 20.198 | 1'22.012 | 182,1 | 13:16'46.723 |
| 6 | 37.372 | 14.850 | 10.106 | 1'28.490 | 2'30.818P | 181,2 | 13:19'17.541 |
| 7 | 44.326 | 14.753 | 10.029 | 20.142 | 1'29.250P | 180,9 | 13:20'46.791 |
| 8 | 36.781 | 14.820 | 9.955 | 20.306 | 1'21.862 | 179,7 | 13:22'08.653 |
| 9 | 36.894 | 14.821 | 9.870 | 20.349 | 1'21.934 | 179,7 | 13:23'30.587 |
| 10 | 36.907 | 14.811 | 9.897 | 20.314 | 1'21.929 | 181,5 | 13:24'52.516 |
| 11 | 36.919 | 14.838 | 9.905 | 20.530 | 1'22.192 | 181,5 | 13:26'14.708 |
| 12 | 37.306 | 14.961 | 9.788 | 20.693 | 1'22.748 | 180,3 | 13:27'37.456 |

| 102 Sc. AB Motorsport (1'29.039) | | | | | | | |
|----------------------------------|---------------|---------------|--------|---------------|-----------------|--------------|--------------|
| Giro | Seg.1 | Seg.2 | Seg.3 | Seg.4 | T. Giro | km/h | Local Time |
| 1 | 54.572 | 17.375 | 13.732 | 23.346 | 1'49.025P | 141,0 | 13:12'10.181 |
| 2 | 43.421 | 16.280 | 12.483 | 22.827 | 1'35.011 | 153,6 | 13:13'45.192 |
| 3 | 41.212 | 16.489 | 12.426 | 22.270 | 1'32.397 | 135,5 | 13:15'17.589 |
| 4 | 40.125 | 16.067 | 11.479 | 21.491 | 1'29.162 | 166,4 | 13:16'46.751 |
| 5 | 40.012 | 16.149 | 11.996 | 21.651 | 1'29.808 | 164,1 | 13:18'16.559 |
| 6 | 40.742 | 16.417 | 11.651 | 22.047 | 1'30.857 | 159,5 | 13:19'47.416 |
| 7 | 39.935 | 16.225 | 11.794 | 21.590 | 1'29.544 | 166,2 | 13:21'16.960 |
| 8 | 40.725 | 18.777 | 11.757 | 21.868 | 1'33.127 | 157,2 | 13:22'50.087 |
| 9 | 39.587 | 16.112 | 11.448 | 21.892 | 1'29.039 | 166,9 | 13:24'19.126 |
| 10 | 40.637 | 16.339 | 11.702 | 21.679 | 1'30.357 | 165,6 | 13:25'49.483 |

| 162 Simoncini (1'23.624) | | | | | | | |
|--------------------------|---------------|---------------|---------------|---------------|-----------------|--------------|--------------|
| Giro | Seg.1 | Seg.2 | Seg.3 | Seg.4 | T. Giro | km/h | Local Time |
| 1 | 39.773 | 14.782 | 10.615 | 22.163 | 1'27.333 | 177,3 | 13:12'40.358 |
| 2 | 38.466 | 14.546 | 10.241 | 20.932 | 1'24.185 | 187,5 | 13:14'04.543 |
| 3 | 38.147 | 14.546 | 10.440 | 20.491 | 1'23.624 | 181,2 | 13:15'28.167 |
| 4 | 38.285 | 15.689 | 10.841 | 20.589 | 1'25.404 | 154,7 | 13:16'53.571 |
| 5 | 40.125 | 15.167 | 10.917 | 21.023 | 1'27.232 | 159,3 | 13:18'20.803 |
| 6 | 38.423 | 15.539 | 11.464 | 2'08.439 | 3'13.865P | 152,5 | 13:21'34.668 |
| 7 | 43.830 | 15.884 | 10.530 | 21.691 | 1'31.935P | 176,2 | 13:23'06.603 |
| 8 | 38.548 | 15.949 | 10.310 | 21.710 | 1'26.517 | 183,7 | 13:24'33.120 |
| 9 | 39.645 | 14.971 | 10.497 | 21.488 | 1'26.601 | 185,9 | 13:25'59.721 |
| 10 | 40.982 | 17.077 | 12.573 | 22.513 | 1'33.145 | 134,5 | 13:27'32.866 |
| 11 | 38.685 | 15.157 | 10.466 | 21.154 | 1'25.462 | 184,6 | 13:28'58.328 |
| 12 | 43.574 | 20.889 | 15.427 | 26.200 | 1'46.090 | 120,4 | 13:30'44.418 |

| 167 Giovannini Thomas (1'23.128) | | | | | | | |
|----------------------------------|---------------|---------------|--------------|---------------|-----------------|--------------|--------------|
| Giro | Seg.1 | Seg.2 | Seg.3 | Seg.4 | T. Giro | km/h | Local Time |
| 1 | 58.215 | 19.315 | 12.132 | 24.056 | 1'53.718P | 115,5 | 13:12'23.904 |
| 2 | 48.175 | 15.902 | 11.445 | 21.676 | 1'37.198 | 158,8 | 13:14'01.102 |
| 3 | 40.905 | 16.780 | 11.993 | 2'17.115 | 3'26.793P | 127,7 | 13:17'27.895 |
| 4 | 50.302 | 15.189 | 10.725 | 21.188 | 1'37.404P | 170,3 | 13:19'05.299 |
| 5 | 38.382 | 14.900 | 10.412 | 20.703 | 1'24.397 | 177,0 | 13:20'29.696 |
| 6 | 37.777 | 14.709 | 10.268 | 20.661 | 1'23.415 | 186,2 | 13:21'53.111 |
| 7 | 37.812 | 14.760 | 10.056 | 20.654 | 1'23.282 | 183,4 | 13:23'16.393 |
| 8 | 37.603 | 14.756 | 10.136 | 20.633 | 1'23.128 | 184,6 | 13:24'39.521 |
| 9 | 42.566 | 19.911 | 14.574 | 26.135 | 1'43.186 | 120,7 | 13:26'22.707 |
| 10 | 42.676 | 17.812 | 10.884 | 21.752 | 1'33.124 | 137,2 | 13:27'55.831 |
| 11 | 38.274 | 14.719 | 9.944 | 20.531 | 1'23.468 | 187,8 | 13:29'19.299 |

| 174 Bossoli Giuseppe (1'29.911) | | | | | | | |
|---------------------------------|---------------|---------------|---------------|---------------|-----------------|--------------|--------------|
| Giro | Seg.1 | Seg.2 | Seg.3 | Seg.4 | T. Giro | km/h | Local Time |
| 1 | 51.944 | 14.931 | 13.671 | 25.182 | 1'45.728P | 162,7 | 13:11'42.236 |
| 2 | 42.063 | 14.353 | 12.795 | 23.537 | 1'32.748 | 165,9 | 13:13'14.984 |
| 3 | 41.267 | 14.455 | 11.864 | 22.862 | 1'30.448 | 171,4 | 13:14'45.432 |
| 4 | 42.393 | 14.323 | 12.088 | 22.422 | 1'31.226 | 170,9 | 13:16'16.658 |
| 5 | 41.288 | 14.234 | 11.852 | 22.734 | 1'30.108 | 186,5 | 13:17'46.766 |
| 6 | 50.251 | 20.740 | 15.304 | 2'55.606 | 4'21.901P | | 13:22'08.667 |
| 7 | 1'01.309 | 17.640 | 14.858 | 25.947 | 1'59.754P | 130,1 | 13:24'08.421 |
| 8 | 41.050 | 14.277 | 11.897 | 22.687 | 1'29.911 | 180,6 | 13:25'38.332 |
| 9 | 41.545 | 14.199 | 11.804 | 22.972 | 1'30.520 | 192,5 | 13:27'08.852 |
| 10 | 46.639 | 22.312 | 15.609 | 27.242 | 1'51.802 | 116,4 | 13:29'00.654 |
| 11 | 48.806 | 15.302 | 14.297 | 26.596 | 1'45.001 | 162,4 | 13:30'45.655 |

| 176 Vito Truglia (1'23.927) | | | | | | | |
|-----------------------------|---------------|---------------|---------------|---------------|-----------------|--------------|--------------|
| Giro | Seg.1 | Seg.2 | Seg.3 | Seg.4 | T. Giro | km/h | Local Time |
| 1 | 54.385 | 19.398 | 12.384 | 21.063 | 1'47.230P | 108,8 | 13:12'22.623 |
| 2 | 39.459 | 13.146 | 10.425 | 20.897 | 1'23.927 | 177,3 | 13:13'46.550 |
| 3 | 40.479 | 13.902 | 11.113 | 3'30.239 | 4'35.733P | 152,8 | 13:18'22.283 |
| 4 | 47.921 | 15.777 | 11.074 | 22.021 | 1'36.793P | 156,7 | 13:19'59.076 |

31/07/2021

P = Box In/Out - C = Tempo Invalidato



Peroni Race Magione 30 Luglio 1 Agosto 2021

C.It.Autostoriche - Velocità Prove Libere 2° Turno

Autodromo dell'Umbria 2.507 m

MIGLIOR GIRO

| | | | |
|----|------------------------|-----------------------|----------|
| 1 | 69 LILLI | Renault Clio | 1'21.789 |
| 2 | 82 STURLA | Renault Clio | 1'21.862 |
| 3 | 5 COLDANI | Renault Clio | 1'22.104 |
| 4 | 73 CHIERICHETTI | Renault Clio | 1'22.431 |
| 5 | 28 FRANZOSO | Renault Clio | 1'22.495 |
| 6 | 33 TABLÒ | Renault Clio | 1'22.558 |
| 7 | 52 ONOFRIO | Renault Clio | 1'22.840 |
| 8 | 51 CASCANDRINI | Renault Clio | 1'22.847 |
| 9 | 167 GIOVANNINI THOMAS | Ford Sierra Cosworth | 1'23.128 |
| 10 | 18 AGNEY | Renault Clio | 1'23.376 |
| 11 | 162 SIMONCINI | Mercedes 190E | 1'23.624 |
| 12 | 176 VITO TRUGLIA | TVR Tuscan Speed 8 GT | 1'23.927 |
| 13 | 21 CREA | Renault Clio | 1'26.084 |
| 14 | 102 SC. AB MOTORSPORT | Alpine A110 | 1'29.039 |
| 15 | 174 BOSSOLI GIUSEPPE | Porsche 944 T | 1'29.911 |
| 16 | 65 BERGAMASCHI ALBERTO | A.R. GTV 2000 | 1'34.847 |
| 17 | 160 BASAGNI MARCELLO | Opel Corsa GSI | |
| 18 | 120 NICOLOSI | Abarth TCR | |
| 19 | 72 GERARDI ENRICO | Ford Sierra Cosworth | |
| 20 | 64 PAPA LORIS ANTONIO | Fiat 128 | |
| 21 | 83 DE BEAUMONT FABIO | A.R. GTAm | |
| 22 | 141 ARNALDI ROBERTO | A.R. GTAm | |
| 23 | 142 TURIZIO FRANCESCO | Fiat X1/9 | |
| 24 | 155 NORI | Porsche 930 | |
| 25 | 157 AMBROSO GIOVANNI | Porsche 911 SC | |

SPEED

| | | | |
|----|------------------------|-----------------------|-------|
| 1 | 174 BOSSOLI GIUSEPPE | Porsche 944 T | 192,5 |
| 2 | 167 GIOVANNINI THOMAS | Ford Sierra Cosworth | 187,8 |
| 3 | 162 SIMONCINI | Mercedes 190E | 187,5 |
| 4 | 5 COLDANI | Renault Clio | 184,6 |
| 5 | 69 LILLI | Renault Clio | 184,3 |
| 6 | 73 CHIERICHETTI | Renault Clio | 183,1 |
| 7 | 82 STURLA | Renault Clio | 183,1 |
| 8 | 52 ONOFRIO | Renault Clio | 182,7 |
| 9 | 18 AGNEY | Renault Clio | 181,5 |
| 10 | 28 FRANZOSO | Renault Clio | 181,5 |
| 11 | 21 CREA | Renault Clio | 180,6 |
| 12 | 51 CASCANDRINI | Renault Clio | 180,6 |
| 13 | 33 TABLÒ | Renault Clio | 179,7 |
| 14 | 176 VITO TRUGLIA | TVR Tuscan Speed 8 GT | 177,3 |
| 15 | 102 SC. AB MOTORSPORT | Alpine A110 | 166,9 |
| 16 | 65 BERGAMASCHI ALBERTO | A.R. GTV 2000 | 155,8 |
| 17 | 120 NICOLOSI | Abarth TCR | 140,4 |
| 18 | 72 GERARDI ENRICO | Ford Sierra Cosworth | 98,9 |

SEG. 1

| | | |
|----|-----------------------|--------|
| 1 | 82 STURLA | 36.781 |
| 2 | 5 COLDANI | 36.820 |
| 3 | 73 CHIERICHETTI | 36.930 |
| 4 | 69 LILLI | 36.957 |
| 5 | 28 FRANZOSO | 37.251 |
| 6 | 51 CASCANDRINI | 37.254 |
| 7 | 33 TABLÒ | 37.291 |
| 8 | 52 ONOFRIO | 37.416 |
| 9 | 18 AGNEY | 37.425 |
| 10 | 167 GIOVANNINI THOMAS | 37.603 |
| 11 | 162 SIMONCINI | 38.147 |
| 12 | 21 CREA | 38.458 |
| 13 | 176 VITO TRUGLIA | 39.459 |
| 14 | 102 SC. AB MOTORSPORT | 39.587 |
| 15 | 174 BOSSOLI GIUSEPPE | 41.050 |
| 16 | 65 BERGAMASCHI ALBER | 42.705 |
| 17 | 120 NICOLOSI | 55.644 |

SEG. 2

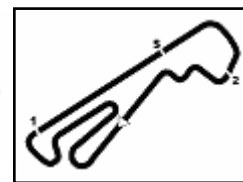
| | | |
|----|-----------------------|--------|
| 1 | 176 VITO TRUGLIA | 13.146 |
| 2 | 174 BOSSOLI GIUSEPPE | 14.199 |
| 3 | 69 LILLI | 14.468 |
| 4 | 5 COLDANI | 14.511 |
| 5 | 162 SIMONCINI | 14.546 |
| 6 | 82 STURLA | 14.609 |
| 7 | 52 ONOFRIO | 14.671 |
| 8 | 73 CHIERICHETTI | 14.674 |
| 9 | 167 GIOVANNINI THOMAS | 14.709 |
| 10 | 18 AGNEY | 14.741 |
| 11 | 28 FRANZOSO | 14.816 |
| 12 | 33 TABLÒ | 14.858 |
| 13 | 21 CREA | 14.908 |
| 14 | 51 CASCANDRINI | 14.928 |
| 15 | 102 SC. AB MOTORSPORT | 16.067 |
| 16 | 65 BERGAMASCHI ALBER | 17.323 |
| 17 | 120 NICOLOSI | 17.645 |
| 18 | 72 GERARDI ENRICO | 26.814 |

SEG. 3

| | | |
|----|-----------------------|--------|
| 1 | 69 LILLI | 9.687 |
| 2 | 73 CHIERICHETTI | 9.718 |
| 3 | 82 STURLA | 9.788 |
| 4 | 28 FRANZOSO | 9.809 |
| 5 | 51 CASCANDRINI | 9.932 |
| 6 | 5 COLDANI | 9.940 |
| 7 | 167 GIOVANNINI THOMAS | 9.944 |
| 8 | 33 TABLÒ | 9.957 |
| 9 | 52 ONOFRIO | 10.000 |
| 10 | 18 AGNEY | 10.091 |
| 11 | 162 SIMONCINI | 10.241 |
| 12 | 176 VITO TRUGLIA | 10.425 |
| 13 | 21 CREA | 10.642 |
| 14 | 65 BERGAMASCHI ALBER | 11.090 |
| 15 | 102 SC. AB MOTORSPORT | 11.168 |
| 16 | 174 BOSSOLI GIUSEPPE | 11.804 |
| 17 | 72 GERARDI ENRICO | 15.281 |
| 18 | 120 NICOLOSI | 15.993 |

SEG. 4

| | | |
|----|-----------------------|--------|
| 1 | 82 STURLA | 20.142 |
| 2 | 69 LILLI | 20.235 |
| 3 | 5 COLDANI | 20.268 |
| 4 | 33 TABLÒ | 20.277 |
| 5 | 28 FRANZOSO | 20.404 |
| 6 | 52 ONOFRIO | 20.424 |
| 7 | 73 CHIERICHETTI | 20.443 |
| 8 | 51 CASCANDRINI | 20.484 |
| 9 | 162 SIMONCINI | 20.491 |
| 10 | 167 GIOVANNINI THOMAS | 20.531 |
| 11 | 18 AGNEY | 20.794 |
| 12 | 176 VITO TRUGLIA | 20.897 |
| 13 | 102 SC. AB MOTORSPORT | 21.491 |
| 14 | 21 CREA | 21.737 |
| 15 | 174 BOSSOLI GIUSEPPE | 22.422 |
| 16 | 65 BERGAMASCHI ALBER | 23.299 |
| 17 | 120 NICOLOSI | 28.226 |



Peroni Race Magione 30 Luglio 1 Agosto 2021

C.It.Autostoriche - Classifica Qualifiche

Autodromo dell'Umbria 2.507 m

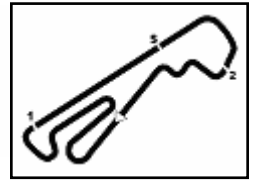
| Num. | Conducente | Concorrente | Scuderia | Auto | Classe | Tempo | Dist. | Rel. | Giri |
|------|----------------------------------|-------------------------|--------------------|-----------------------|---------|-----------------|--------|-------|------|
| 1 | 157 AMBROSO - ZARDO | ITA Ambroso Giovanni | Team Italia | Porsche 911 SC | 3-HR2 | 1'15.813 | | | 14 |
| 2 | 176 TRUGLIA - GIOVANNINI | ITA Vito Truglia | | TVR Tuscan Speed 8 GT | 4-J2IC1 | 1'20.457 | 4.644 | 4.644 | 12 |
| 3 | 167 RIGONI - GIOVANNINI | ITA Giovannini Thomas | | Ford Sierra Cosworth | 4-J2A | 1'21.273 | 5.460 | 0.816 | 7 |
| 4 | 142 TURIZIO Cosimo | ITA Turizio Francesco | Sc. Vesuvio | Fiat X1/9 | 3-H2S16 | 1'22.061 | 6.248 | 0.788 | 12 |
| 5 | 141 ARNALDI Roberto | ITA Arnaldi Roberto | | A.R: GTAm | 3-H2SI2 | 1'22.457 | 6.644 | 0.396 | 11 |
| 6 | 162 SIMONCINI - LANDINI | ITA Simoncini | Sc.del Lario | Mercedes 190E | 4-J2CT | 1'23.269 | 7.456 | 0.812 | 18 |
| 7 | 72 GERARDI Enrico | ITA Gerardi Enrico | Club Slow Team | Ford Sierra Cosworth | 4-J2A | 1'25.431 | 9.618 | 2.162 | 19 |
| 8 | 174 BOSSOLI - BOSSOLI | ITA Bossoli Giuseppe | Sc. AB Motorsport | Porsche 944 T | 4-J2B | 1'27.864 | 12.051 | 2.433 | 13 |
| 9 | 102 CHIAROMONTE - BARRESI | ITA Sc. AB Motorsport | Sc. AB Motorsport | Alpine A110 | 2-G2H1S | 1'29.365 | 13.552 | 1.501 | 18 |
| 10 | 83 BLUMAX - DE BEAUMONT | ITA De Beaumont Fabio | Sc. Vesuvio | A.R. GTAm | 2-G2H12 | 1'31.503 | 15.690 | 2.138 | 9 |
| 11 | 65 CAPROTTI - BERGAMASCHI | ITA Bergamaschi Alberto | Sc. del Portello | A.R GTV 2000 | 2-GH1T | 1'33.696 | 17.883 | 2.193 | 14 |
| 12 | 64 PAPA Loris Antonio | ITA Papa Loris Antonio | | Fiat 128 | 2-G2H | 1'38.362 | 22.549 | 4.666 | 15 |
| 13 | 160 BASAGNI - COPPINI | ITA Basagni Marcello | Chimera Motorsport | Opel Corsa GSI | 4-J2N16 | 1'39.560 | 23.747 | 1.198 | 13 |

31/07/2021

Inizio
16:20

Fine
16:52

Esposta alle:

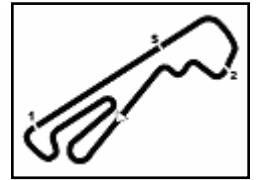


Peroni Race Magione 30 Luglio 1 Agosto 2021

C.It.Autostoriche - Ideal Time Qualifiche

Autodromo dell'Umbria 2.507 m

| Num. Concorrente | Auto | Seg. 1 | Seg. 2 | Seg. 3 | Seg. 4 | Ideal Time | | |
|----------------------------------|-----------------------|-----------------|-----------------|-----------------|-----------------|-----------------------------|------|-------|
| | | Diff. 1 | Diff. 2 | Diff. 3 | Diff. 4 | Miglior Giro | Pos. | Diff. |
| 1 157 AMBROSO GIOVANNI | Porsche 911 SC | 34.306 | 12.850 | 9.661 | 18.996 | 1'15.813 | 1 | |
| 2 176 VITO TRUGLIA | TVR Tuscan Speed 8 GT | 36.801 1.170 | 13.079 0.024 | 9.997 0.012 | 19.365 0.009 | 1'19.242 1'20.457 | 2 | 1.215 |
| 3 167 GIOVANNINI THOMAS | Ford Sierra Cosworth | 36.738 | 14.237 | 9.916 | 20.382 | 1'21.273 1'21.273 | 3 | |
| 4 142 TURIZIO FRANCESCO | Fiat X1/9 | 36.787 0.085 | 14.462 0.134 | 9.926 0.025 | 20.607 0.035 | 1'21.782 1'22.061 | 4 | 0.279 |
| 5 141 ARNALDI ROBERTO | A.R: GTAm | 37.225 | 14.548 0.159 | 10.156 0.011 | 20.358 | 1'22.287 1'22.457 | 5 | 0.170 |
| 6 162 SIMONCINI | Mercedes 190E | 37.847 | 14.604 0.102 | 10.097 | 20.380 0.239 | 1'22.928 1'23.269 | 6 | 0.341 |
| 7 72 GERARDI ENRICO | Ford Sierra Cosworth | 38.570 0.369 | 14.420 0.060 | 10.802 0.045 | 21.165 | 1'24.957 1'25.431 | 7 | 0.474 |
| 8 174 BOSSOLI GIUSEPPE | Porsche 944 T | 39.825 | 14.152 | 11.542 0.328 | 22.017 | 1'27.536 1'27.864 | 8 | 0.328 |
| 9 102 SC. AB MOTORSPORT | Alpine A110 | 39.903 0.140 | 16.125 | 11.468 0.056 | 21.542 0.131 | 1'29.038 1'29.365 | 9 | 0.327 |
| 10 65 BERGAMASCHI ALBERTO | A.R GTV 2000 | 41.633 0.234 | 17.386 | 11.060 0.129 | 22.899 0.355 | 1'32.978 1'33.696 | 11 | 0.718 |
| 11 160 BASAGNI MARCELLO | Opel Corsa GSI | 44.237 0.021 | 17.925 0.077 | 12.630 0.234 | 24.436 | 1'39.228 1'39.560 | 13 | 0.332 |
| Ideal Time Assoluto | | 34.306 | 12.850 | 9.661 | 18.996 | 1'15.813 | | |



Peroni Race Magione 30 Luglio 1 Agosto 2021

C.It.Autostoriche - Analisi Tempi Qualifiche

Autodromo dell'Umbria 2.507 m

1 / 2

| 64 Papa Loris Antonio (1'38.362) | | | | | | | |
|----------------------------------|--------|--------|--------|----------|-----------------|--------------|--------------|
| Giro | Seg.1 | Seg.2 | Seg.3 | Seg.4 | T. Giro | km/h | Local Time |
| | | | | | | | 16:21'00.458 |
| 1 | 57.612 | 21.474 | 15.122 | 26.366 | 2'00.574P | 105,1 | 16:23'01.032 |
| 2 | 47.009 | 19.920 | | | 1'47.529 | 128,9 | 16:24'48.561 |
| 3 | 48.411 | 19.338 | | | 1'46.967 | 135,3 | 16:26'35.528 |
| 4 | 45.257 | 19.753 | 12.802 | 2'57.511 | 4'15.323P | 135,8 | 16:30'50.851 |
| 5 | 51.731 | 19.511 | | | 1'50.665P | 130,0 | 16:32'41.516 |
| 6 | 45.424 | 18.945 | | | 1'41.661 | 137,1 | 16:34'23.177 |
| 7 | 44.032 | 19.237 | 12.599 | 24.220 | 1'40.088 | 127,7 | 16:36'03.265 |
| 8 | 43.948 | 18.582 | | | 1'39.043 | 136,7 | 16:37'42.308 |
| 9 | 44.158 | 18.933 | | | 1'40.197 | 136,2 | 16:39'22.505 |
| 10 | 43.888 | 18.730 | | | 1'38.532 | 137,2 | 16:41'01.037 |
| 11 | 45.031 | 18.971 | | | 1'40.734 | 133,7 | 16:42'41.771 |
| 12 | 43.723 | 18.669 | | | 1'40.200 | 130,6 | 16:44'21.971 |
| 13 | 44.953 | 18.728 | 12.360 | 23.978 | 1'40.019 | 132,2 | 16:46'01.990 |
| 14 | 43.624 | 18.876 | | | 1'38.362 | 136,4 | 16:47'40.352 |
| 15 | 44.132 | 20.732 | 15.002 | 26.413 | 1'46.279 | 117,3 | 16:49'26.631 |

| 65 Bergamaschi Alberto (1'33.696) | | | | | | | |
|-----------------------------------|---------------|---------------|---------------|---------------|-----------------|--------------|--------------|
| Giro | Seg.1 | Seg.2 | Seg.3 | Seg.4 | T. Giro | km/h | Local Time |
| | | | | | | | 16:20'40.273 |
| 1 | 49.055 | 17.454 | 11.232 | 23.475 | 1'41.216P | 153,6 | 16:22'21.489 |
| 2 | 41.867 | 17.386 | 11.189 | 23.254 | 1'33.696 | 149,2 | 16:23'55.185 |
| 3 | 41.983 | 17.398 | 11.211 | 23.367 | 1'33.959 | 153,0 | 16:25'29.144 |
| 4 | 41.633 | 17.404 | 11.249 | 23.529 | 1'33.815 | 153,2 | 16:27'02.959 |
| 5 | 43.174 | 17.771 | 11.791 | 2'16.509 | 3'29.245P | 145,2 | 16:30'32.204 |
| 6 | 50.144 | 17.747 | 11.607 | 26.104 | 1'45.602P | 150,4 | 16:32'17.806 |
| 7 | 42.242 | 17.401 | 11.404 | 22.899 | 1'33.946 | 153,0 | 16:33'51.752 |
| 8 | 43.442 | 18.351 | 11.223 | 23.088 | 1'36.104 | 134,8 | 16:35'27.856 |
| 9 | 42.106 | 17.468 | 11.194 | 23.045 | 1'33.813 | 149,2 | 16:37'01.669 |
| 10 | 47.100 | 19.090 | 12.224 | 2'54.540 | 4'12.954P | 142,5 | 16:41'14.623 |
| 11 | 48.895 | 19.633 | 12.044 | 23.750 | 1'44.322P | 118,8 | 16:42'58.945 |
| 12 | 44.601 | 18.126 | 11.792 | 3'16.993 | 4'31.512P | 145,4 | 16:47'30.457 |
| 13 | 48.074 | 17.659 | 11.290 | 23.486 | 1'40.509P | 149,8 | 16:49'10.966 |
| 14 | 44.485 | 17.438 | 11.060 | 23.142 | 1'36.125 | 153,8 | 16:50'47.091 |

| 72 Gerardi Enrico (1'25.431) | | | | | | | |
|------------------------------|---------------|---------------|---------------|---------------|-----------------|--------------|--------------|
| Giro | Seg.1 | Seg.2 | Seg.3 | Seg.4 | T. Giro | km/h | Local Time |
| | | | | | | | 16:20'24.312 |
| 1 | 50.196 | 16.124 | 13.269 | 23.922 | 1'43.511P | 129,2 | 16:22'07.823 |
| 2 | 43.185 | 14.917 | 12.284 | 22.963 | 1'33.349 | 172,5 | 16:23'41.172 |
| 3 | 40.188 | 14.840 | 11.499 | 21.906 | 1'28.433 | 182,1 | 16:25'09.605 |
| 4 | 42.412 | 15.701 | 12.954 | 1'34.433 | 2'45.500P | 144,4 | 16:27'55.105 |
| 5 | 47.878 | 14.949 | 11.975 | 23.110 | 1'37.912P | 171,2 | 16:29'33.017 |
| 6 | 39.858 | 14.883 | 12.001 | 22.064 | 1'28.806 | 170,9 | 16:31'01.823 |
| 7 | 39.974 | 15.180 | 11.805 | 27.689 | 1'34.648 | 172,5 | 16:32'36.471 |
| 8 | 40.257 | 14.697 | 12.290 | 22.618 | 1'29.862 | 166,2 | 16:34'06.333 |
| 9 | 39.141 | 14.470 | 11.286 | 21.715 | 1'26.612 | 183,7 | 16:35'32.945 |
| 10 | 39.353 | 14.605 | 11.164 | 21.883 | 1'27.005 | 179,1 | 16:36'59.590 |
| 11 | 39.499 | 14.503 | 10.802 | 21.908 | 1'26.712 | 188,5 | 16:38'26.662 |
| 12 | 39.018 | 14.420 | 11.044 | 21.366 | 1'25.848 | 184,6 | 16:39'52.510 |
| 13 | 38.939 | 14.480 | 10.847 | 21.165 | 1'25.431 | 184,9 | 16:41'17.941 |
| 14 | 38.570 | 14.746 | 11.536 | 21.366 | 1'26.218 | 181,2 | 16:42'44.159 |
| 15 | 47.931 | 24.643 | 14.698 | 26.566 | 1'53.838 | 94,2 | 16:44'37.997 |
| 16 | 45.285 | 16.785 | 12.913 | 24.176 | 1'39.159 | 123,4 | 16:46'17.156 |
| 17 | 40.000 | 15.049 | 11.272 | 22.452 | 1'28.773 | 173,9 | 16:47'45.929 |
| 18 | 39.295 | 15.778 | 12.162 | 22.292 | 1'29.527 | 170,1 | 16:49'15.456 |
| 19 | 39.058 | 14.867 | 10.880 | 21.895 | 1'26.700 | 184,0 | 16:50'42.156 |

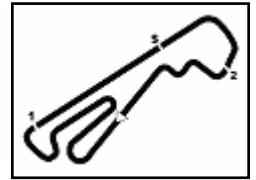
| 83 De Beaumont Fabio (1'31.503) | | | | | | | |
|---------------------------------|--------|--------|-------|-------|----------|-------|--------------|
| Giro | Seg.1 | Seg.2 | Seg.3 | Seg.4 | T. Giro | km/h | Local Time |
| | | 23.962 | | | | 92,5 | 16:23'11.897 |
| 1 | 42.065 | 16.262 | | | 1'32.593 | 152,5 | 16:24'44.490 |

| | | | | | | | | | |
|---|--------|--------|--|--|--|--|-----------------|--------------|--------------|
| 2 | 41.089 | 16.290 | | | | | 1'31.503 | 142,9 | 16:26'15.993 |
| 3 | 41.461 | 16.254 | | | | | 1'31.651 | 150,0 | 16:27'47.644 |
| 4 | 46.616 | 20.665 | | | | | 4'25.544P | 107,6 | 16:32'13.188 |
| 5 | 49.000 | 16.721 | | | | | 2'14.879P | 151,5 | 16:34'28.067 |
| 6 | 47.752 | 17.140 | | | | | 1'39.642P | 156,5 | 16:36'07.709 |
| 7 | 41.702 | 16.030 | | | | | 1'31.546 | 162,2 | 16:37'39.255 |
| 8 | 41.824 | 16.215 | | | | | 1'31.846 | 161,9 | 16:39'11.101 |
| 9 | 45.961 | 20.069 | | | | | 1'46.734 | 112,7 | 16:40'57.835 |

| 102 Sc. AB Motorsport (1'29.365) | | | | | | | | | |
|----------------------------------|---------------|---------------|---------------|---------------|-----------------|--------------|--------------|--|--|
| Giro | Seg.1 | Seg.2 | Seg.3 | Seg.4 | T. Giro | km/h | Local Time | | |
| | | | | | | | 16:20'16.717 | | |
| 1 | 53.937 | 18.293 | 13.278 | 22.750 | 1'48.258P | 123,7 | 16:22'04.975 | | |
| 2 | 1'09.859 | 33.685 | 13.507 | 1'01.926 | 2'58.977P | 111,7 | 16:25'03.952 | | |
| 3 | 45.901 | 16.950 | 11.797 | 21.817 | 1'36.465P | 147,5 | 16:26'40.417 | | |
| 4 | 41.452 | 16.266 | 12.016 | 21.839 | 1'31.573 | 159,1 | 16:28'11.990 | | |
| 5 | 40.418 | 16.518 | 12.001 | 21.632 | 1'30.569 | 151,7 | 16:29'42.559 | | |
| 6 | 40.377 | 16.221 | 11.468 | 21.542 | 1'29.608 | 163,6 | 16:31'12.167 | | |
| 7 | 40.043 | 16.125 | 11.524 | 21.673 | 1'29.365 | 164,9 | 16:32'41.532 | | |
| 8 | 39.903 | 16.162 | 11.597 | 22.144 | 1'29.806 | 165,6 | 16:34'11.338 | | |
| 9 | 42.189 | 17.856 | 13.093 | 1'54.015 | 3'07.153P | 125,6 | 16:37'18.491 | | |
| 10 | 47.946 | 17.064 | 12.854 | 23.543 | 1'41.407P | 134,3 | 16:38'59.898 | | |
| 11 | 41.885 | 17.137 | 12.671 | 22.721 | 1'34.414 | 132,7 | 16:40'34.312 | | |
| 12 | 40.598 | 16.468 | 12.164 | 22.006 | 1'31.236 | 145,4 | 16:42'05.548 | | |
| 13 | 41.216 | 16.729 | 11.504 | 22.698 | 1'32.147 | 141,0 | 16:43'37.695 | | |
| 14 | 41.394 | 16.842 | 12.132 | 22.547 | 1'32.915 | 148,1 | 16:45'10.610 | | |
| 15 | 40.852 | 16.816 | 11.779 | 22.623 | 1'32.070 | 155,0 | 16:46'42.680 | | |
| 16 | 40.578 | 16.354 | 11.835 | 22.040 | 1'30.807 | 158,4 | 16:48'13.487 | | |
| 17 | 41.778 | 16.847 | 12.282 | 22.534 | 1'33.441 | 150,4 | 16:49'46.928 | | |
| 18 | 40.883 | 16.621 | 11.792 | 22.383 | 1'31.679 | 158,6 | 16:51'18.607 | | |

| 141 Arnaldi Roberto (1'22.457) | | | | | | | | | |
|--------------------------------|---------------|---------------|---------------|---------------|-----------------|--------------|--------------|--|--|
| Giro | Seg.1 | Seg.2 | Seg.3 | Seg.4 | T. Giro | km/h | Local Time | | |
| | | | | | | | 16:21'01.771 | | |
| 1 | 51.377 | 23.676 | 13.234 | 22.905 | 1'51.192P | 98,5 | 16:22'52.963 | | |
| 2 | 39.310 | 14.948 | 10.303 | 21.346 | 1'25.907 | 177,9 | 16:24'18.870 | | |
| 3 | 37.875 | 14.623 | 10.311 | 20.683 | 1'23.492 | 181,5 | 16:25'42.362 | | |
| 4 | 46.711 | 21.358 | 13.920 | 2'13.925 | 3'35.914P | 108,8 | 16:29'18.276 | | |
| 5 | 45.362 | 15.524 | 11.040 | 21.486 | 1'33.412P | 164,6 | 16:30'51.688 | | |
| 6 | 37.279 | 14.656 | 10.156 | 21.053 | 1'23.144 | 182,7 | 16:32'14.832 | | |
| 7 | 38.861 | 16.446 | 11.803 | 21.820 | 1'28.930 | 150,6 | 16:33'43.762 | | |
| 8 | 37.852 | 16.140 | 11.071 | 21.470 | 1'26.533 | 149,0 | 16:35'10.295 | | |
| 9 | 37.478 | 14.548 | 10.182 | 20.511 | 1'22.719 | 184,0 | 16:36'33.014 | | |
| 10 | 47.380 | 20.400 | 12.642 | 22.308 | 1'42.730 | 121,5 | 16:38'15.744 | | |
| 11 | 37.225 | 14.707 | 10.167 | 20.358 | 1'22.457 | 181,5 | 16:39'38.201 | | |

| 142 Turizio Francesco (1'22.061) | | | | | | | | | |
|----------------------------------|--------|---------------|--------------|---------------|-----------------|--------------|--------------|--|--|
| Giro | Seg.1 | Seg.2 | Seg.3 | Seg.4 | T. Giro | km/h | Local Time | | |
| | | | | | | | 16:21'20.585 | | |
| 1 | 52.726 | 18.944 | 12.399 | 23.496 | 1'47.565P | 122,4 | 16:23'08.150 | | |
| 2 | 40.318 | 15.275 | 11.438 | 21.885 | 1'28.916 | 163,9 | 16:24'37.066 | | |
| 3 | 37.550 | 14.462 | 10.346 | 20.621 | 1'22.979 | 179,4 | 16:26'00.045 | | |
| 4 | 36.872 | 14.596 | 9.951 | 20.642 | 1'22.061 | 180,0 | 16:27'22.106 | | |
| 5 | 37.360 | 14.532 | 9.926 | 20.607 | 1'22.425 | 179,1 | 16:28'44.531 | | |
| 6 | 46.527 | 19.649 | 14.079 | 7'26.322 | 8'46.577P | 111,3 | 16:37'31.108 | | |
| 7 | 54.572 | 18.978 | 12.623 | 23.130 | 1'49.303P | 128,6 | 16:39'20.411 | | |
| 8 | 37.144 | 14.621 | 10.102 | 20.802 | 1'22.669 | 178,5 | 16:40'43.080 | | |
| 9 | 36.976 | 14.599 | 10.811 | 22.002 | 1'24.388 | 179,7 | 16:42'07.468 | | |



Peroni Race Magione 30 Luglio 1 Agosto 2021

C.It.Autostoriche - Analisi Tempi Qualifiche

Autodromo dell'Umbria 2.507 m

2 / 2

| 1 | 53.040 | 16.037 | 12.801 | 22.828 | 1'44.706P | 151,9 | 16:23'41.697 | 7 | 37.302 | 14.270 | 10.129 | 20.463 | 1'22.164 | 189,8 | 16:33'24.310 | | |
|----|---------------|---------------|--------------|---------------|-----------------|--------------|--------------|---|--------|--------|--------|--------|----------|--------------|--------------|--|--|
| 2 | 41.333 | 14.605 | 12.083 | 20.921 | 1'28.942 | 160,0 | 16:25'26.403 | | | | | | | | | | |
| 3 | 39.517 | 13.896 | 12.194 | 20.284 | 1'25.891 | 160,7 | 16:28'21.236 | | | | | | | | | | |
| 4 | 38.393 | 13.818 | 11.587 | 19.713 | 1'23.511 | 174,8 | 16:29'44.747 | | | | | | | | | | |
| 5 | 38.796 | 14.638 | 11.324 | 20.597 | 1'25.355 | 170,9 | 16:31'10.102 | | | | | | | | | | |
| 6 | 37.842 | 13.678 | 11.315 | 21.150 | 1'23.985 | 187,2 | 16:32'34.087 | | | | | | | | | | |
| 7 | 37.680 | 13.654 | 11.205 | 19.813 | 1'22.352 | 174,5 | 16:33'56.439 | | | | | | | | | | |
| 8 | 37.488 | 13.333 | 11.242 | 20.077 | 1'22.140 | 197,1 | 16:35'18.579 | | | | | | | | | | |
| 9 | 37.646 | 13.892 | 12.250 | 4'57.522 | 6'01.310P | 193,9 | 16:41'19.889 | | | | | | | | | | |
| 10 | 42.219 | 17.058 | 11.488 | 20.237 | 1'31.002P | 123,6 | 16:42'50.891 | | | | | | | | | | |
| 11 | 35.393 | 13.014 | 9.849 | 19.108 | 1'17.364 | 204,2 | 16:44'08.255 | | | | | | | | | | |
| 12 | 34.567 | 12.985 | 10.099 | 19.495 | 1'17.146 | 203,0 | 16:45'25.401 | | | | | | | | | | |
| 13 | 35.214 | 12.914 | 9.706 | 19.084 | 1'16.918 | 205,7 | 16:46'42.319 | | | | | | | | | | |
| 14 | 34.306 | 12.850 | 9.661 | 18.996 | 1'15.813 | 206,9 | 16:47'58.132 | | | | | | | | | | |

160 Basagni Marcello (1'39.560)

| Giro | Seg.1 | Seg.2 | Seg.3 | Seg.4 | T. Giro | km/h | Local Time |
|------|---------------|---------------|---------------|---------------|-----------------|--------------|--------------|
| | | | | | | | 16:20'45.406 |
| 1 | 53.226 | 19.608 | | | 1'50.568P | 122,6 | 16:22'35.974 |
| 2 | 44.909 | 19.228 | 13.441 | 24.734 | 1'42.312 | 130,0 | 16:24'18.286 |
| 3 | 45.091 | 19.138 | 12.807 | 24.687 | 1'41.723 | 132,7 | 16:26'00.009 |
| 4 | 44.717 | 19.051 | 15.647 | 24.673 | 1'44.088 | 133,2 | 16:27'44.097 |
| 5 | 44.481 | 18.866 | | | 1'43.555 | 134,7 | 16:29'27.652 |
| 6 | 46.552 | 18.708 | | | 1'43.525 | 139,2 | 16:31'11.177 |
| 7 | 46.224 | 19.031 | | | 1'42.824 | 134,0 | 16:32'54.001 |
| 8 | 44.636 | 19.055 | 12.630 | 2'51.610 | 4'07.931P | 133,3 | 16:37'01.932 |
| 9 | 51.143 | 17.997 | | | 1'46.105P | 141,5 | 16:38'48.037 |
| 10 | 44.237 | 17.925 | 12.727 | 25.163 | 1'40.052 | 145,0 | 16:40'28.089 |
| 11 | 45.381 | 18.493 | 13.830 | 24.864 | 1'42.568 | 135,3 | 16:42'10.657 |
| 12 | 44.258 | 18.002 | 12.864 | 24.436 | 1'39.560 | 142,1 | 16:43'50.217 |
| 13 | 44.994 | 17.996 | | | 1'41.437 | 139,4 | 16:45'31.654 |

176 Vito Truglia (1'20.457)

| Giro | Seg.1 | Seg.2 | Seg.3 | Seg.4 | T. Giro | km/h | Local Time |
|------|---------------|---------------|--------------|---------------|-----------------|--------------|--------------|
| | | | | | | | 16:20'33.970 |
| 1 | 54.102 | 13.568 | | | 1'38.113P | 160,0 | 16:22'12.083 |
| 2 | 37.971 | 13.103 | 10.009 | 19.374 | 1'20.457 | 177,9 | 16:23'32.540 |
| 3 | 37.111 | 13.079 | 10.316 | 20.323 | 1'20.829 | 187,8 | 16:24'53.369 |
| 4 | 37.706 | 13.121 | 10.127 | 20.626 | 1'21.580 | 170,1 | 16:26'14.949 |
| 5 | 37.814 | 13.265 | 10.813 | 19.365 | 1'21.257 | 161,0 | 16:27'36.206 |
| 6 | 37.538 | 13.304 | 10.342 | 19.502 | 1'20.686 | 181,8 | 16:28'56.892 |
| 7 | 42.229 | 17.156 | 13.847 | 8'04.356 | 9'17.588P | 123,7 | 16:38'14.480 |
| 8 | 45.330 | 14.999 | 10.421 | 20.047 | 1'30.797P | 159,3 | 16:39'45.277 |
| 9 | 51.618 | 19.784 | 11.011 | 21.456 | 1'43.869 | 165,6 | 16:41'29.146 |
| 10 | 37.931 | 13.965 | 10.328 | 20.352 | 1'22.576 | 166,9 | 16:42'51.722 |
| 11 | 36.801 | 15.099 | 12.486 | 1'18.080 | 2'22.466P | 154,5 | 16:45'14.188 |
| 12 | 46.198 | 13.514 | 9.997 | 19.585 | 1'29.294P | 188,5 | 16:46'43.482 |

162 Simoncini (1'23.269)

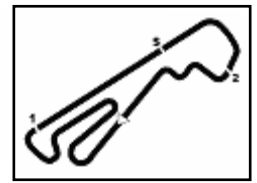
| Giro | Seg.1 | Seg.2 | Seg.3 | Seg.4 | T. Giro | km/h | Local Time |
|------|---------------|---------------|---------------|---------------|-----------------|--------------|--------------|
| | | | | | | | 16:20'36.227 |
| 1 | 53.588 | 15.174 | 11.144 | 21.918 | 1'41.824P | 171,2 | 16:22'18.051 |
| 2 | 38.789 | 14.772 | 10.888 | 21.507 | 1'25.956 | 184,6 | 16:23'44.007 |
| 3 | 38.073 | 14.781 | 10.997 | 22.147 | 1'25.998 | 184,6 | 16:25'10.005 |
| 4 | 38.585 | 14.604 | 10.430 | 21.050 | 1'24.669 | 185,6 | 16:26'34.674 |
| 5 | 38.318 | 14.635 | 10.241 | 21.175 | 1'24.369 | 186,2 | 16:27'59.043 |
| 6 | 38.421 | 14.660 | 10.337 | 21.006 | 1'24.424 | 183,4 | 16:29'23.467 |
| 7 | 42.864 | 19.356 | 14.283 | 1'57.937 | 3'14.440P | 121,1 | 16:32'37.907 |
| 8 | 49.719 | 15.452 | 11.273 | 21.266 | 1'37.710P | 172,8 | 16:34'15.617 |
| 9 | 39.048 | 14.812 | 10.683 | 20.938 | 1'25.481 | 175,9 | 16:35'41.098 |
| 10 | 38.721 | 14.611 | 10.384 | 20.380 | 1'24.096 | 182,4 | 16:37'05.194 |
| 11 | 38.468 | 15.746 | 10.578 | 20.655 | 1'25.447 | 172,2 | 16:38'30.641 |
| 12 | 38.202 | 14.795 | 10.350 | 20.532 | 1'23.879 | 181,2 | 16:39'54.520 |
| 13 | 38.963 | 18.458 | 13.236 | 23.557 | 1'34.214 | 133,3 | 16:41'28.734 |
| 14 | 41.219 | 17.454 | 11.521 | 21.179 | 1'31.373 | 140,3 | 16:43'00.107 |
| 15 | 39.036 | 14.855 | 10.219 | 20.622 | 1'24.732 | 181,8 | 16:44'24.839 |
| 16 | 38.346 | 14.686 | 10.216 | 20.621 | 1'23.869 | 183,4 | 16:45'48.708 |
| 17 | 37.847 | 14.706 | 10.097 | 20.619 | 1'23.269 | 182,1 | 16:47'11.977 |
| 18 | 38.819 | 15.334 | 10.877 | 20.757 | 1'25.787 | 156,3 | 16:48'37.764 |

167 Giovannini Thomas (1'21.273)

| Giro | Seg.1 | Seg.2 | Seg.3 | Seg.4 | T. Giro | km/h | Local Time |
|------|---------------|---------------|--------------|---------------|-----------------|-------|--------------|
| | | | | | | | 16:21'41.509 |
| 1 | 51.293 | 20.386 | 13.215 | 24.156 | 1'49.050P | 115,5 | 16:23'30.559 |
| 2 | 43.127 | 16.781 | 12.099 | 22.053 | 1'34.060 | 131,1 | 16:25'04.619 |
| 3 | 36.738 | 14.237 | 9.916 | 20.382 | 1'21.273 | 186,9 | 16:26'25.892 |
| 4 | 37.654 | 14.642 | 10.345 | 1'39.704 | 2'42.345P | 170,1 | 16:29'08.237 |
| 5 | 44.970 | 14.743 | | | 1'31.092P | 165,6 | 16:30'39.329 |
| 6 | 37.826 | 14.292 | | | 1'22.817 | 182,1 | 16:32'02.146 |

31/07/2021

P = Box In/Out - C = Tempo Invalidato



Peroni Race Magione 30 Luglio 1 Agosto 2021

C.It.Autostoriche - Velocità Qualifiche

Autodromo dell'Umbria 2.507 m

MIGLIOR GIRO

| | | | |
|----|------------------------|-----------------------|----------|
| 1 | 157 AMBROSO GIOVANNI | Porsche 911 SC | 1'15.813 |
| 2 | 176 VITO TRUGLIA | TVR Tuscan Speed 8 GT | 1'20.457 |
| 3 | 167 GIOVANNINI THOMAS | Ford Sierra Cosworth | 1'21.273 |
| 4 | 142 TURIZIO FRANCESCO | Fiat X1/9 | 1'22.061 |
| 5 | 141 ARNALDI ROBERTO | A.R: GTAm | 1'22.457 |
| 6 | 162 SIMONCINI | Mercedes 190E | 1'23.269 |
| 7 | 72 GERARDI ENRICO | Ford Sierra Cosworth | 1'25.431 |
| 8 | 174 BOSSOLI GIUSEPPE | Porsche 944 T | 1'27.864 |
| 9 | 102 SC. AB MOTORSPORT | Alpine A110 | 1'29.365 |
| 10 | 83 DE BEAUMONT FABIO | A.R. GTAm | 1'31.503 |
| 11 | 65 BERGAMASCHI ALBERTO | A.R GTV 2000 | 1'33.696 |
| 12 | 64 PAPA LORIS ANTONIO | Fiat 128 | 1'38.362 |
| 13 | 160 BASAGNI MARCELLO | Opel Corsa GSI | 1'39.560 |

SPEED

| | | | |
|----|------------------------|-----------------------|-------|
| 1 | 157 AMBROSO GIOVANNI | Porsche 911 SC | 206,9 |
| 2 | 174 BOSSOLI GIUSEPPE | Porsche 944 T | 193,9 |
| 3 | 167 GIOVANNINI THOMAS | Ford Sierra Cosworth | 189,8 |
| 4 | 176 VITO TRUGLIA | TVR Tuscan Speed 8 GT | 188,5 |
| 5 | 72 GERARDI ENRICO | Ford Sierra Cosworth | 188,5 |
| 6 | 162 SIMONCINI | Mercedes 190E | 186,2 |
| 7 | 141 ARNALDI ROBERTO | A.R: GTAm | 184,0 |
| 8 | 142 TURIZIO FRANCESCO | Fiat X1/9 | 180,0 |
| 9 | 102 SC. AB MOTORSPORT | Alpine A110 | 165,6 |
| 10 | 83 DE BEAUMONT FABIO | A.R. GTAm | 162,2 |
| 11 | 65 BERGAMASCHI ALBERTO | A.R GTV 2000 | 153,8 |
| 12 | 160 BASAGNI MARCELLO | Opel Corsa GSI | 145,0 |
| 13 | 64 PAPA LORIS ANTONIO | Fiat 128 | 137,2 |

SEG. 1

| | | |
|----|-----------------------|--------|
| 1 | 157 AMBROSO GIOVANNI | 34.306 |
| 2 | 167 GIOVANNINI THOMAS | 36.738 |
| 3 | 142 TURIZIO FRANCESCO | 36.787 |
| 4 | 176 VITO TRUGLIA | 36.801 |
| 5 | 141 ARNALDI ROBERTO | 37.225 |
| 6 | 162 SIMONCINI | 37.847 |
| 7 | 72 GERARDI ENRICO | 38.570 |
| 8 | 174 BOSSOLI GIUSEPPE | 39.825 |
| 9 | 102 SC. AB MOTORSPORT | 39.903 |
| 10 | 83 DE BEAUMONT FABIO | 41.089 |
| 11 | 65 BERGAMASCHI ALBER | 41.633 |
| 12 | 64 PAPA LORIS ANTONIO | 43.624 |
| 13 | 160 BASAGNI MARCELLO | 44.237 |

SEG. 2

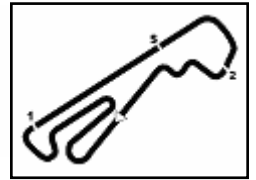
| | | |
|----|-----------------------|--------|
| 1 | 157 AMBROSO GIOVANNI | 12.850 |
| 2 | 176 VITO TRUGLIA | 13.079 |
| 3 | 174 BOSSOLI GIUSEPPE | 14.152 |
| 4 | 167 GIOVANNINI THOMAS | 14.237 |
| 5 | 72 GERARDI ENRICO | 14.420 |
| 6 | 142 TURIZIO FRANCESCO | 14.462 |
| 7 | 141 ARNALDI ROBERTO | 14.548 |
| 8 | 162 SIMONCINI | 14.604 |
| 9 | 83 DE BEAUMONT FABIO | 16.030 |
| 10 | 102 SC. AB MOTORSPORT | 16.125 |
| 11 | 65 BERGAMASCHI ALBER | 17.386 |
| 12 | 160 BASAGNI MARCELLO | 17.925 |
| 13 | 64 PAPA LORIS ANTONIO | 18.582 |

SEG. 3

| | | |
|----|-----------------------|--------|
| 1 | 157 AMBROSO GIOVANNI | 9.661 |
| 2 | 167 GIOVANNINI THOMAS | 9.916 |
| 3 | 142 TURIZIO FRANCESCO | 9.926 |
| 4 | 176 VITO TRUGLIA | 9.997 |
| 5 | 162 SIMONCINI | 10.097 |
| 6 | 141 ARNALDI ROBERTO | 10.156 |
| 7 | 72 GERARDI ENRICO | 10.802 |
| 8 | 65 BERGAMASCHI ALBER | 11.060 |
| 9 | 102 SC. AB MOTORSPORT | 11.468 |
| 10 | 174 BOSSOLI GIUSEPPE | 11.542 |
| 11 | 64 PAPA LORIS ANTONIO | 12.360 |
| 12 | 160 BASAGNI MARCELLO | 12.630 |

SEG. 4

| | | |
|----|-----------------------|--------|
| 1 | 157 AMBROSO GIOVANNI | 18.996 |
| 2 | 176 VITO TRUGLIA | 19.365 |
| 3 | 141 ARNALDI ROBERTO | 20.358 |
| 4 | 162 SIMONCINI | 20.380 |
| 5 | 167 GIOVANNINI THOMAS | 20.382 |
| 6 | 142 TURIZIO FRANCESCO | 20.607 |
| 7 | 72 GERARDI ENRICO | 21.165 |
| 8 | 102 SC. AB MOTORSPORT | 21.542 |
| 9 | 174 BOSSOLI GIUSEPPE | 22.017 |
| 10 | 65 BERGAMASCHI ALBER | 22.899 |
| 11 | 64 PAPA LORIS ANTONIO | 23.978 |
| 12 | 160 BASAGNI MARCELLO | 24.436 |



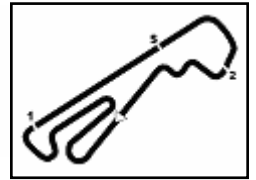
Peroni Race Magione 30 Luglio 1 Agosto 2021

C.It.Autostoriche - Contagiri Gara

Autodromo dell'Umbria 2.507 m

| | | Giro | | | | | | | | | | | | | | | | | | | | | | | | | | | | | | |
|------|----|------|-----|-----|-----|-----|-----|-----|-----|-----|-----|-----|-----|-----|-----|-----|-----|-----|-----|-----|-----|-----|-----|-----|-----|-----|-----|-----|-----|-----|-----|-----|
| | | 1 | 2 | 3 | 4 | 5 | 6 | 7 | 8 | 9 | 10 | 11 | 12 | 13 | 14 | 15 | 16 | 17 | 18 | 19 | 20 | 21 | 22 | 23 | 24 | 25 | 26 | 27 | 28 | 29 | 30 | |
| Pos. | 1 | 176 | 176 | 176 | 176 | 157 | 157 | 157 | 157 | 157 | 157 | 157 | 157 | 157 | 157 | 157 | 157 | 157 | 157 | 157 | 157 | 157 | 157 | 157 | 157 | 157 | 157 | 157 | 157 | 157 | 157 | |
| | 2 | 157 | 157 | 157 | 157 | 176 | 176 | 176 | 176 | 176 | 176 | 176 | 176 | 176 | 176 | 176 | 176 | 176 | 176 | 176 | 176 | 176 | 176 | 176 | 141 | 141 | 141 | 141 | 141 | 141 | 141 | |
| | 3 | 167 | 167 | 167 | 167 | 167 | 167 | 167 | 167 | 167 | 167 | 167 | 167 | 167 | 167 | 167 | 167 | 167 | 141 | 141 | 141 | 141 | 141 | 176 | 176 | 176 | 176 | 176 | 176 | 176 | 176 | |
| | 4 | 142 | 142 | 141 | 141 | 141 | 141 | 141 | 141 | 141 | 141 | 141 | 141 | 141 | 141 | 141 | 141 | 142 | 142 | 142 | 83 | 83 | 83 | 83 | 83 | 83 | 83 | 83 | 83 | 83 | 83 | |
| | 5 | 141 | 141 | 142 | 142 | 142 | 142 | 142 | 142 | 142 | 142 | 142 | 142 | 142 | 142 | 142 | 142 | 83 | 83 | 83 | 102 | 102 | 102 | 102 | 102 | 102 | 102 | 102 | 102 | 102 | 102 | |
| | 6 | 162 | 162 | 162 | 162 | 162 | 162 | 83 | 83 | 83 | 83 | 83 | 83 | 83 | 83 | 83 | 83 | 102 | 102 | 102 | 65 | 65 | 65 | 65 | 65 | 65 | 65 | 65 | 65 | 65 | 174 | |
| | 7 | 102 | 102 | 102 | 83 | 83 | 83 | 102 | 102 | 102 | 102 | 102 | 102 | 102 | 102 | 102 | 102 | 65 | 65 | 65 | 174 | 174 | 174 | 174 | 174 | 174 | 174 | 174 | 174 | 174 | 65 | 65 |
| | 8 | 83 | 83 | 83 | 102 | 102 | 102 | 65 | 65 | 65 | 65 | 65 | 65 | 65 | 65 | 65 | 65 | 65 | 174 | 174 | 174 | 64 | 64 | 64 | 64 | 64 | 64 | 64 | 64 | 64 | 64 | 64 |
| | 9 | 65 | 65 | 65 | 65 | 65 | 65 | 160 | 160 | 174 | 174 | 174 | 174 | 174 | 174 | 64 | 64 | 64 | 64 | 64 | 64 | 160 | 160 | 160 | 160 | 160 | 160 | 72 | 72 | 72 | 72 | 72 |
| | 10 | 64 | 64 | 160 | 160 | 160 | 160 | 174 | 174 | 160 | 160 | 64 | 64 | 64 | 160 | 160 | 160 | 160 | 160 | 160 | 72 | 72 | 72 | 72 | 72 | 72 | 160 | 160 | 160 | 160 | 160 | 160 |
| | 11 | 160 | 160 | 64 | 64 | 64 | 64 | 64 | 64 | 64 | 64 | 160 | 160 | 160 | 174 | 174 | 174 | 72 | 72 | 72 | | | | | | | | | | | | |
| | 12 | 174 | 174 | 174 | 174 | 174 | 174 | 72 | 72 | 72 | 72 | 72 | 72 | 72 | 72 | 72 | 72 | | | | | | | | | | | | | | | |
| | 13 | 72 | 72 | 72 | 72 | 72 | 72 | | | | | | | | | | | | | | | | | | | | | | | | | |

| | | Giro | | | | | | | | | | |
|------|----|------|-----|-----|-----|-----|-----|-----|-----|-----|-----|-----|
| | | 31 | 32 | 33 | 34 | 35 | 36 | 37 | 38 | 39 | 40 | 41 |
| Pos. | 1 | 157 | 141 | 141 | 141 | 141 | 141 | 141 | 141 | 141 | 141 | 141 |
| | 2 | 141 | 176 | 176 | 176 | 176 | 176 | 176 | 176 | 176 | 176 | 176 |
| | 3 | 176 | 83 | 83 | 83 | 83 | 83 | 83 | 83 | | | |
| | 4 | 83 | 102 | 102 | 102 | 102 | 102 | 102 | 102 | | | |
| | 5 | 102 | 174 | 174 | 174 | 174 | 65 | 65 | | | | |
| | 6 | 174 | 65 | 65 | 65 | 65 | 174 | 174 | | | | |
| | 7 | 65 | 64 | 64 | 64 | 64 | | | | | | |
| | 8 | 64 | 72 | 72 | | | | | | | | |
| | 9 | 72 | | | | | | | | | | |
| | 10 | 160 | | | | | | | | | | |



Peroni Race Magione 30 Luglio 1 Agosto 2021

C.It.Autostoriche - Classifica di Classe Gara

Autodromo dell'Umbria 2.507 m
1 / 3

2* Raggruppamento / Per. G2/H1-T1150

Giri 35 = 87,745 km - Media 86,318 km/h - Tempo di gara 1:00'59.527

| Num. Concorrente | Conditto re 1 | Conditto re 2 | Conditto re 3 | Giri | Tempo | Dist. | Rel. | Giro Veloce |
|------------------|--|---------------|---------------|------|-------------|-------|------|-------------|
| 1 | 64 PAPA Loris Antonio (ITA) PAPALORIS ANTONIO | | Fiat 128 | 35 | 1:00'59.527 | | 24 | 1'38.172 |

Partenti:: 1 Non Partiti:: 0 Ritirati:: 0 Non Classificati:: 0 Classificati:: 1 Esclusi:: 0
Giro Veloce N. 24 Num. 64 Loris Antonio Papa Tempo 1'38.172 Media. 91,933 Km/h

2* Raggruppamento / Per.G2/H1-TC 2000

Giri 38 = 95,266 km - Media 94,387 km/h - Tempo di gara 1:00'33.512

| Num. Concorrente | Conditto re 1 | Conditto re 2 | Conditto re 3 | Giri | Tempo | Dist. | Rel. | Giro Veloce |
|------------------|--------------------------------------|---|---|------|-------------|-------|------|-------------|
| 1 | 83 BLUMAX (ITA) DE BEAUMONT FABIO | DE BEAUMONT Fabio (ITA) 1'31.848 Sc. Vesuvio | BLUMAX - DE BEAUMONT (ITA) A.R. GTAm | 38 | 1:00'33.512 | | 20 | 1'27.922 |

Partenti:: 1 Non Partiti:: 0 Ritirati:: 0 Non Classificati:: 0 Classificati:: 1 Esclusi:: 0
Giro Veloce N. 20 Num. 83 Fabio De Beaumont Tempo 1'27.922 Media. 102,650 Km/h

2* Raggruppamento / Per. G2/H1- GTS/1600

Giri 38 = 95,266 km - Media 93,785 km/h - Tempo di gara 1:00'56.849

| Num. Concorrente | Conditto re 1 | Conditto re 2 | Conditto re 3 | Giri | Tempo | Dist. | Rel. | Giro Veloce |
|------------------|---|--|--|------|-------------|-------|------|-------------|
| 1 | 102 CHIARAMONTE BORDONARO Roberto (ITA) 1' SC. AB MOTORSPORT | BARRESI Roberto (ITA) Sc. AB Motorsport | CHIARAMONTE - BARRESI (ITA) Alpine A110 | 38 | 1:00'56.849 | | 35 | 1'28.956 |

Partenti:: 1 Non Partiti:: 0 Ritirati:: 0 Non Classificati:: 0 Classificati:: 1 Esclusi:: 0
Giro Veloce N. 35 Num. 102 Roberto Barresi Tempo 1'28.956 Media. 101,457 Km/h

2* Raggruppamento / Per.G2/H1-T2000

Giri 37 = 92,759 km - Media 91,029 km/h - Tempo di gara 1:01'08.400

| Num. Concorrente | Conditto re 1 | Conditto re 2 | Conditto re 3 | Giri | Tempo | Dist. | Rel. | Giro Veloce |
|------------------|---|---|---|------|-------------|-------|------|-------------|
| 1 | 65 CAPROTTI Stefano (ITA) 1'34.722 BERGAMASCHI ALBERTO | BERGAMASCHI Alberto (ITA) Sc. del Portello | CAPROTTI - BERGAMASCHI (ITA) A.R. GTV 2000 | 37 | 1:01'08.400 | | 27 | 1'33.011 |

Partenti:: 1 Non Partiti:: 0 Ritirati:: 0 Non Classificati:: 0 Classificati:: 1 Esclusi:: 0
Giro Veloce N. 27 Num. 65 Alberto Bergamaschi Tempo 1'33.011 Media. 97,034 Km/h

3* Raggruppamento / Per.H2/I-SIL/1600

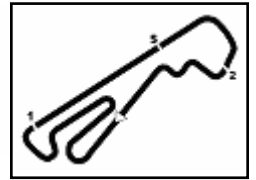
Giri 19 = 47,633 km - Media 46,745 km/h - Tempo di gara 27'52.273

| Num. Concorrente | Conditto re 1 | Conditto re 2 | Conditto re 3 | Giri | Tempo | Dist. | Rel. | Giro Veloce |
|-------------------------------|---|---------------|---------------|------|-----------|-------|------|-------------|
| ----- Non Classificati: ----- | | | | | | | | |
| RIT | 142 TURIZIO Cosimo (ITA) TURIZIO FRANCESCO | Sc. Vesuvio | Fiat X1/9 | 19 | 27'52.273 | | 12 | 1'24.443 |

Partenti:: 1 Non Partiti:: 0 Ritirati:: 1 Non Classificati:: 0 Classificati:: 0 Esclusi:: 0
Giro Veloce N. 12 Num. 142 Cosimo Turizio 2 Tempo 1'24.443 Media. 106,879 Km/h

01/08/2021 Inizio 09:01 Fine 10:03

Esposta alle:



Peroni Race Magione 30 Luglio 1 Agosto 2021

C.It.Autostoriche - Classifica di Classe Gara

Autodromo dell'Umbria 2.507 m
2 / 3

3* Raggruppamento / Per.H2/I-Sil /2000

Giri 41 = 102,787 km - Media 102,551 km/h - Tempo di gara 1:00'08.290

| Num. Concorrente | Conditto re 1 | Conditto re 2 | Conditto re 3 | Giri | Tempo | Dist. | Rel. | Giro Veloce |
|------------------|--|---------------|---------------|------|-------------|-------|------|-------------|
| 1 141 | ARNALDI Roberto (ITA) ARNALDI ROBERTO | | A.R: GTAm | 41 | 1:00'08.290 | | 10 | 1'22.724 |

Partenti:: 1 Non Partiti:: 0 Ritirati:: 0 Non Classificati:: 0 Classificati:: 1 Esclusi:: 0
Giro Veloce N. 10 Num. 141 Roberto Arnaldi Tempo 1'22.724 Media. 109,100 Km/h

3* Raggruppamento / Per.H2/I-Sil/O/2000

Giri 31 = 77,717 km - Media 107,093 km/h - Tempo di gara 43'32.514

| Num. Concorrente | Conditto re 1 | Conditto re 2 | Conditto re 3 | Giri | Tempo | Dist. | Rel. | Giro Veloce |
|------------------|---------------------------------------|--|----------------|------|-----------|-------|------|-------------|
| 1 157 | ZARDO Denny (ITA) AMBROSO GIOVANNI | AMBROSO Giovanni (ITA) 1'26.675 Team Italia | Porsche 911 SC | 31 | 43'32.514 | | 12 | 1'17.781 |

Partenti:: 1 Non Partiti:: 0 Ritirati:: 0 Non Classificati:: 0 Classificati:: 1 Esclusi:: 0
Giro Veloce N. 12 Num. 157 Giovanni Ambroso Tempo 1'17.781 Media. 116,033 Km/h

4* Raggruppamento / Per J2-A O/2.0

Giri 33 = 82,731 km - Media 80,549 km/h - Tempo di gara 1:01'37.519

| Num. Concorrente | Conditto re 1 | Conditto re 2 | Conditto re 3 | Giri | Tempo | Dist. | Rel. | Giro Veloce |
|------------------|--|----------------|----------------------|------|-------------|-------|------|-------------|
| 1 72 | GERARDI Enrico (ITA) GERARDI ENRICO | Club Slow Team | Ford Sierra Cosworth | 33 | 1:01'37.519 | | 31 | 1'36.913 |

Non Classificati:

| | | | | | | | | |
|---------|---|-------------------------|---|----|-----------|---------|----|----------|
| RIT 167 | RIGONI Michele (ITA) GIOVANNINI THOMAS | GIOVANNINI Thomas (ITA) | RIGONI - GIOVANNINI (ITA) Ford Sierra Cosworth | 16 | 22'56.767 | 17 Giri | 13 | 1'21.863 |
|---------|---|-------------------------|---|----|-----------|---------|----|----------|

Partenti:: 2 Non Partiti:: 0 Ritirati:: 1 Non Classificati:: 0 Classificati:: 1 Esclusi:: 0
Giro Veloce N. 13 Num. 167 Michele Rigoni 2 Tempo 1'21.863 Media. 110,248 Km/h

4* Raggruppamento / Per. J2/B+1600

Giri 37 = 92,759 km - Media 90,760 km/h - Tempo di gara 1:01'19.309

| Num. Concorrente | Conditto re 1 | Conditto re 2 | Conditto re 3 | Giri | Tempo | Dist. | Rel. | Giro Veloce |
|------------------|---|--|--|------|-------------|-------|------|-------------|
| 1 174 | BOSSOLI Giuseppe (ITA) 1'35.860 BOSSOLI GIUSEPPE | BOSSOLI Fabio (ITA) Sc. AB Motorsport | BOSSOLI - BOSSOLI (ITA) Porsche 944 T | 37 | 1:01'19.309 | | 32 | 1'24.510 |

Partenti:: 1 Non Partiti:: 0 Ritirati:: 0 Non Classificati:: 0 Classificati:: 1 Esclusi:: 0
Giro Veloce N. 32 Num. 174 Fabio Bossoli Tempo 1'24.510 Media. 106,794 Km/h

4* Raggruppamento / Per.J2-CT Nat/2500

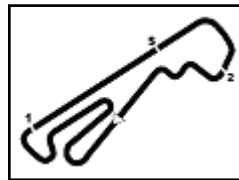
Giri 6 = 15,042 km - Media 14,718 km/h - Tempo di gara 9'16.368

| Num. Concorrente | Conditto re 1 | Conditto re 2 | Conditto re 3 | Giri | Tempo | Dist. | Rel. | Giro Veloce |
|------------------|------------------------------------|---------------|--|------|----------|-------|------|-------------|
| RIT 162 | SIMONCINI Mauro (ITA) SIMONCINI | Sc.del Lario | SIMONCINI - LANDINI (ITA) Mercedes 190E | 6 | 9'16.368 | | 6 | 1'27.311 |

Partenti:: 1 Non Partiti:: 0 Ritirati:: 1 Non Classificati:: 0 Classificati:: 0 Esclusi:: 0
Giro Veloce N. 6 Num. 162 Mauro Simoncini 2 Tempo 1'27.311 Media. 103,368 Km/h

01/08/2021 Inizio 09:01 Fine 10:03

Esposta alle:



Peroni Race Magione 30 Luglio 1 Agosto 2021
C.It.Autostoriche - Classifica di Classe Gara

Autodromo dell'Umbria 2.507 m
3 / 3

4* Raggruppamento / Per.J2-IC IMSA/O2500

Giri 41 = 102,787 km - Media 102,404 km/h - Tempo di gara 1:00'13.462

| Num. Concorrente | Conduttore 1 | Conduttore 2 | Conduttore 3 | Auto | Giri | Tempo | Dist. | Rel. | Giro Veloce |
|------------------|---|-----------------------------|--------------|-----------------------|------|-------------|-------|------|-----------------|
| 1 176 | GIOVANNINI Gilles (ITA) VITO TRUGLIA | TRUGLIA Vito (ITA) 1'24.071 | | TVR Tuscan Speed 8 GT | 41 | 1:00'13.462 | | 19 | 1'22.838 |

Partenti:: 1 Non Partiti:: 0 Ritirati:: 0 Non Classificati:: 0 Classificati:: 1 Esclusi:: 0
 Giro Veloce N. 19 Num. 176 Vito Truglia Tempo 1'22.838 Media. 108,950 Km/h

4* Raggruppamento / Per. J2/N1600

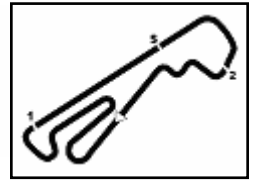
Giri 31 = 77,717 km - Media 77,194 km/h - Tempo di gara 1:00'24.378

| Num. Concorrente | Conduttore 1 | Conduttore 2 | Conduttore 3 | Auto | Giri | Tempo | Dist. | Rel. | Giro Veloce |
|------------------|---|---|-------------------------|----------------|------|-------------|-------|------|-----------------|
| 1 160 | BASAGNI Marcello (ITA) 1'39.665 BASAGNI MARCELLO | COPPINI Luigi (ITA) Chimera Motorsport | BASAGNI - COPPINI (ITA) | Opel Corsa GSI | 31 | 1:00'24.378 | | 20 | 1'39.482 |

Partenti:: 1 Non Partiti:: 0 Ritirati:: 0 Non Classificati:: 0 Classificati:: 1 Esclusi:: 0
 Giro Veloce N. 20 Num. 160 Luigi Coppini Tempo 1'39.482 Media. 90,722 Km/h

01/08/2021 Inizio 09:01 Fine 10:03

Esposta alle:



Peroni Race Magione 30 Luglio 1 Agosto 2021

C.It.Autostoriche - Classifica di Gruppo Gara

Autodromo dell'Umbria 2.507 m

2* Raggruppamento

Giri 38 = 95,266 km - Media 94,387 km/h - Tempo di gara 1:00'33.512

| Num. | Conducente 1 Concorrente | Conducente 2 Scuderia | Conducente 3 Auto | Classe | Giri | Tempo | Dist. | Rel. | Giro Veloce |
|------|--|--|--|---------|------|-------------|---------------|---------------|-----------------|
| 1 | 83 BLUMAX (ITA) DE BEAUMONT FABIO | DE BEAUMONT Fabio (ITA) 1'31.848 Sc. Vesuvio | BLUMAX - DE BEAUMONT (ITA) A.R. GTAm | 2-G2H12 | 38 | 1:00'33.512 | | 20 | 1'27.922 |
| 2 | 102 CHIARAMONTE BORDONARO Roberto (ITA) 1' SC. AB MOTORSPORT | BARRESI Roberto (ITA) Sc. AB Motorsport | CHIARAMONTE - BARRESI (ITA) Alpine A110 | 2-G2H1S | 38 | 1:00'56.849 | 23.337 | 23.337 | 35 1'28.956 |
| 3 | 65 CAPROTTI Stefano (ITA) 1'34.722 BERGAMASCHI ALBERTO | BERGAMASCHI Alberto (ITA) Sc. del Portello | CAPROTTI - BERGAMASCHI (ITA) A.R. GTV 2000 | 2-GH1T | 37 | 1:01'08.400 | 1 Giro | 1 Giro | 27 1'33.011 |
| 4 | 64 PAPA Loris Antonio (ITA) PAPA LORIS ANTONIO | | Fiat 128 | 2-G2H | 35 | 1:00'59.527 | 3 Giri | 2 Giri | 24 1'38.172 |

Partenti:: 4 Non Partiti:: 0 Ritirati:: 0 Non Classificati:: 0 Classificati:: 4 Esclusi:: 0
Giro Veloce N. 20 Num. 83 Fabio De Beaumont Tempo 1'27.922 Media. 102,650 Km/h

3* Raggruppamento

Giri 41 = 102,787 km - Media 102,551 km/h - Tempo di gara 1:00'08.290

| Num. | Conducente 1 Concorrente | Conducente 2 | Conducente 3 Auto | Classe | Giri | Tempo | Dist. | Rel. | Giro Veloce |
|-------------------------------|--|---|----------------------|---------|------|-------------|----------------|----------------|-------------|
| 1 | 141 ARNALDI Roberto (ITA) ARNALDI ROBERTO | | A.R. GTAm | 3-H2Si2 | 41 | 1:00'08.290 | | 10 | 1'22.724 |
| 2 | 157 ZARDO Denny (ITA) AMBROSO GIOVANNI | AMBROSO Giovanni (ITA) 1'26.675 Team Italia | Porsche 911 SC | 3-HR2 | 31 | 43'32.514 | 10 Giri | 10 Giri | 12 1'17.781 |
| ----- Non Classificati: ----- | | | | | | | | | |
| RIT | 142 TURIZIO Cosimo (ITA) TURIZIO FRANCESCO | Sc. Vesuvio | Fiat X1/9 | 3-H2S16 | 19 | 27'52.273 | 22 Giri | | 12 1'24.443 |

Partenti:: 3 Non Partiti:: 0 Ritirati:: 1 Non Classificati:: 0 Classificati:: 2 Esclusi:: 0
Giro Veloce N. 12 Num. 157 Giovanni Ambroso Tempo 1'17.781 Media. 116,033 Km/h

4* Raggruppamento

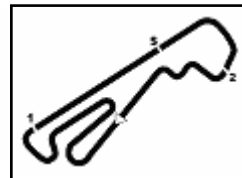
Giri 41 = 102,787 km - Media 102,404 km/h - Tempo di gara 1:00'13.462

| Num. | Conducente 1 Concorrente | Conducente 2 | Conducente 3 Auto | Classe | Giri | Tempo | Dist. | Rel. | Giro Veloce |
|-------------------------------|--|--|--|---------|------|-------------|----------------|---------------|-------------|
| 1 | 176 GIOVANNINI Gilles (ITA) VITO TRUGLIA | TRUGLIA Vito (ITA) 1'24.071 | TVR Tuscan Speed 8 GT | 4-J2ICI | 41 | 1:00'13.462 | | 19 | 1'22.838 |
| 2 | 174 BOSSOLI Giuseppe (ITA) 1'35.860 BOSSOLI GIUSEPPE | BOSSOLI Fabio (ITA) Sc. AB Motorsport | BOSSOLI - BOSSOLI (ITA) Porsche 944 T | 4-J2B | 37 | 1:01'19.309 | 4 Giri | 4 Giri | 32 1'24.510 |
| 3 | 72 GERARDI Enrico (ITA) GERARDI ENRICO | Club Slow Team | Ford Sierra Cosworth | 4-J2A | 33 | 1:01'37.519 | 8 Giri | 4 Giri | 31 1'36.913 |
| 4 | 160 BASAGNI Marcello (ITA) 1'39.665 BASAGNI MARCELLO | COPPINI Luigi (ITA) Chimera Motorsport | BASAGNI - COPPINI (ITA) Opel Corsa GSI | 4-J2N16 | 31 | 1:00'24.378 | 10 Giri | 2 Giri | 20 1'39.482 |
| ----- Non Classificati: ----- | | | | | | | | | |
| RIT | 167 RIGONI Michele (ITA) GIOVANNINI THOMAS | GIOVANNINI Thomas (ITA) | RIGONI - GIOVANNINI (ITA) Ford Sierra Cosworth | 4-J2A | 16 | 22'56.767 | 25 Giri | | 13 1'21.863 |
| RIT | 162 SIMONCINI Mauro (ITA) SIMONCINI | Sc. del Lario | SIMONCINI - LANDINI (ITA) Mercedes 190E | 4-J2CT | 6 | 9'16.368 | 35 Giri | | 6 1'27.311 |

Partenti:: 6 Non Partiti:: 0 Ritirati:: 2 Non Classificati:: 0 Classificati:: 4 Esclusi:: 0
Giro Veloce N. 13 Num. 167 Michele Rigoni 2 Tempo 1'21.863 Media. 110,248 Km/h

01/08/2021 Inizio 09:01 Fine 10:03

Esposta alle:



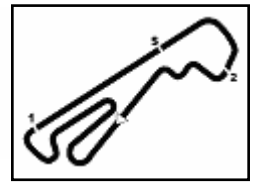
Peroni Race Magione 30 Luglio 1 Agosto 2021

C.It.Autostoriche - Griglia di Partenza

Durata: 60'

Autodromo dell'Umbria 2.507 m

| | | | | | | |
|---|-----|---|----------|-----|--|----------|
| 7 | 160 | BASAGNI MARCELLO Opel Corsa G | 1'39.560 | 64 | PAPA LORIS ANTON Fiat 128 | 1'38.362 |
| 6 | 65 | BERGAMASCHI ALBE A.R GTV 2000 | 1'33.696 | 83 | DE BEAUMONT FABI A.R. GTAm | 1'31.503 |
| 5 | 102 | SC. AB MOTORSPOR Alpine A110 | 1'29.365 | 174 | BOSSOLI GIUSEPPE Porsche 944 | 1'27.864 |
| 4 | 72 | GERARDI ENRICO Ford Sierra | 1'25.431 | 162 | SIMONCINI Mercedes 190 | 1'23.269 |
| 3 | 141 | ARNALDI ROBERTO A.R. GTAm | 1'22.457 | 142 | TURIZIO FRANCESC Fiat X1/9 | 1'22.061 |
| 2 | 167 | GIOVANNINI THOMA Ford Sierra | 1'21.273 | 176 | VITO TRUGLIA TVR Tuscan S | 1'20.457 |
| 1 | 157 | AMBROSO GIOVANNI Porsche 911 | 1'15.813 | | | |



Peroni Race Magione 30 Luglio 1 Agosto 2021

C.It.Autostoriche - Analisi Tempi Gara

Start at 9:01'41.038

Autodromo dell'Umbria 2.507 m

1 / 4

| 64 Papa Loris Antonio (1'38.172) | | | | | | | |
|----------------------------------|--------|---------------|--------|--------|----------|--------------|-------------|
| Giro | Seg.1 | Seg.2 | Seg.3 | Seg.4 | T. Giro | km/h | Local Time |
| Loris Antonio Papa | | | | | | | |
| 1 | | 19.419 | 14.612 | 27.501 | 2'01.741 | 133,3 | 9:03'42.779 |
| 2 | 48.466 | 19.133 | | | 1'49.577 | 133,5 | 9:05'32.356 |
| 3 | 48.258 | 18.802 | 14.537 | 26.574 | 1'48.171 | 130,9 | 9:07'20.527 |
| 4 | 47.910 | 18.970 | | | 1'47.721 | 137,8 | 9:09'08.248 |
| 5 | 47.108 | 19.001 | | | 1'45.867 | 136,5 | 9:10'54.115 |
| 6 | 46.969 | 18.696 | | | 1'45.548 | 134,8 | 9:12'39.663 |
| 7 | 47.110 | 19.218 | 13.203 | 26.493 | 1'46.024 | 137,6 | 9:14'25.687 |
| 8 | 44.709 | 18.571 | 12.979 | 24.636 | 1'40.895 | 140,1 | 9:16'06.582 |
| 9 | 44.846 | 18.595 | 12.942 | 24.609 | 1'40.992 | 135,8 | 9:17'47.574 |
| 10 | 43.739 | 18.177 | 13.379 | 25.491 | 1'40.786 | 137,9 | 9:19'28.360 |
| 11 | 44.548 | 18.590 | 13.396 | 25.502 | 1'42.036 | 135,8 | 9:21'10.396 |
| 12 | 44.004 | 19.285 | | | 1'40.475 | 134,7 | 9:22'50.871 |
| 13 | 44.953 | 18.277 | 12.509 | 24.693 | 1'40.432 | 141,5 | 9:24'31.303 |
| 14 | 44.300 | 18.069 | | | 1'41.674 | 143,0 | 9:26'12.977 |
| 15 | 44.089 | 18.614 | | | 1'40.029 | 129,2 | 9:27'53.006 |

| | | | | | | | |
|----|---------------|---------------|---------------|---------------|-----------------|--------------|--------------|
| 22 | 42.501 | 17.434 | 11.279 | 23.087 | 1'34.301 | 152,5 | 9:39'17.504 |
| 23 | 43.499 | 17.340 | 11.241 | 23.148 | 1'35.228 | 153,0 | 9:40'52.732 |
| 24 | 42.401 | 17.291 | 11.204 | 23.205 | 1'34.101 | 153,6 | 9:42'26.833 |
| 25 | 42.162 | 17.174 | 11.227 | 23.800 | 1'34.363 | 153,6 | 9:44'01.196 |
| 26 | 42.152 | 17.230 | 11.228 | 22.865 | 1'33.475 | 153,2 | 9:45'34.671 |
| 27 | 41.815 | 17.356 | 11.084 | 22.756 | 1'33.011 | 150,6 | 9:47'07.682 |
| 28 | 42.181 | 17.414 | 11.243 | 23.126 | 1'33.964 | 151,7 | 9:48'41.646 |
| 29 | 42.012 | 17.522 | 12.204 | 22.998 | 1'34.736 | 150,8 | 9:50'16.382 |
| 30 | 42.105 | 17.352 | 11.376 | 23.618 | 1'34.451 | 153,2 | 9:51'50.833 |
| 31 | 41.944 | 17.258 | 11.244 | 22.910 | 1'33.356 | 153,0 | 9:53'24.189 |
| 32 | 42.958 | 17.355 | 11.188 | 23.250 | 1'34.751 | 151,9 | 9:54'58.940 |
| 33 | 42.361 | 17.379 | 11.194 | 22.862 | 1'33.796 | 150,8 | 9:56'32.736 |
| 34 | 42.256 | 17.482 | 11.195 | 23.095 | 1'34.028 | 151,3 | 9:58'06.764 |
| 35 | 42.424 | 17.480 | 11.312 | 23.096 | 1'34.312 | 151,3 | 9:59'41.076 |
| 36 | 42.153 | 17.586 | 11.080 | 23.066 | 1'33.885 | 149,8 | 10:01'14.961 |
| 37 | 42.273 | 17.531 | 11.523 | 23.150 | 1'34.477 | 148,4 | 10:02'49.438 |

Tempo di gara 1:01'08.400

| 65 Bergamaschi Alberto (1'33.011) | | | | | | | |
|-----------------------------------|--------|--------|--------|--------|----------|-------|-------------|
| Giro | Seg.1 | Seg.2 | Seg.3 | Seg.4 | T. Giro | km/h | Local Time |
| Stefano Caprotti | | | | | | | |
| 1 | | 18.278 | 13.755 | 26.947 | 1'58.397 | 140,3 | 9:03'39.435 |
| 2 | 47.676 | 18.061 | 13.439 | 26.569 | 1'45.745 | 145,4 | 9:05'25.180 |
| 3 | 46.901 | 17.937 | 13.035 | 25.938 | 1'43.811 | 147,1 | 9:07'08.991 |
| 4 | 45.769 | 17.866 | 12.586 | 26.230 | 1'42.451 | 148,8 | 9:08'51.442 |
| 5 | 44.296 | 17.568 | 12.434 | 24.846 | 1'39.144 | 153,2 | 9:10'30.586 |
| 6 | 44.248 | 17.596 | 12.224 | 25.300 | 1'39.368 | 151,3 | 9:12'09.954 |
| 7 | 44.138 | 17.498 | 12.604 | 23.992 | 1'38.232 | 145,4 | 9:13'48.186 |
| 8 | 43.992 | 17.503 | 11.773 | 24.304 | 1'37.572 | 151,5 | 9:15'25.758 |
| 9 | 43.437 | 17.436 | 11.418 | 23.588 | 1'35.879 | 152,3 | 9:17'01.637 |
| 10 | 42.908 | 17.409 | 11.528 | 24.075 | 1'35.920 | 152,1 | 9:18'37.557 |
| 11 | 43.671 | 17.410 | 11.574 | 24.110 | 1'36.765 | 151,7 | 9:20'14.322 |
| 12 | 42.794 | 17.439 | 11.495 | 24.243 | 1'35.971 | 151,3 | 9:21'50.293 |
| 13 | 42.591 | 17.334 | 11.403 | 24.612 | 1'35.940 | 153,0 | 9:23'26.233 |
| 14 | 42.711 | 17.487 | 11.436 | 23.828 | 1'35.462 | 150,2 | 9:25'01.695 |
| 15 | 42.635 | 17.365 | 11.517 | 23.486 | 1'35.003 | 151,9 | 9:26'36.698 |
| 16 | 42.800 | 17.577 | 11.699 | 23.765 | 1'35.841 | 147,7 | 9:28'12.539 |
| 17 | 42.438 | 17.428 | 11.318 | 23.538 | 1'34.722 | 151,5 | 9:29'47.261 |

| 72 Gerardi Enrico (1'36.913) | | | | | | | |
|------------------------------|---------------|---------------|---------------|---------------|-----------------|--------------|--------------|
| Giro | Seg.1 | Seg.2 | Seg.3 | Seg.4 | T. Giro | km/h | Local Time |
| Enrico Gerardi | | | | | | | |
| 1 | | 19.243 | 15.716 | 1'03.272 | 2'40.139P | 120,5 | 9:04'21.177 |
| 2 | 53.225 | 18.985 | 14.401 | 28.575 | 1'55.186P | 130,9 | 9:06'16.363 |
| 3 | 50.913 | 18.734 | 14.742 | 27.570 | 1'51.959 | 113,6 | 9:08'08.322 |
| 4 | 48.157 | 19.362 | 14.306 | 26.346 | 1'48.171 | 131,4 | 9:09'56.493 |
| 5 | 47.968 | 18.944 | 14.889 | 27.737 | 1'49.538 | 131,9 | 9:11'46.031 |
| 6 | 47.376 | 20.769 | 15.450 | 28.246 | 1'51.841 | 116,3 | 9:13'37.872 |
| 7 | 47.636 | 18.578 | 14.621 | 26.042 | 1'46.877 | 140,1 | 9:15'24.749 |
| 8 | 47.555 | 21.044 | 13.977 | 26.098 | 1'48.674 | 120,3 | 9:17'13.423 |
| 9 | 47.280 | 18.942 | 13.180 | 25.962 | 1'45.364 | 143,4 | 9:18'58.787 |
| 10 | 47.225 | 18.686 | 12.818 | 26.369 | 1'45.098 | 149,8 | 9:20'43.885 |
| 11 | 46.909 | 18.663 | 13.086 | 1'56.852 | 3'15.510P | 147,5 | 9:23'59.395 |
| 12 | 53.310 | 18.035 | 14.508 | 26.158 | 1'52.011P | 145,0 | 9:25'51.406 |
| 13 | 44.709 | 17.811 | 12.656 | 25.303 | 1'40.479 | 147,9 | 9:27'31.885 |
| 14 | 45.457 | 18.329 | 13.331 | 25.034 | 1'42.151 | 141,5 | 9:29'14.036 |
| 15 | 45.188 | 17.929 | 12.647 | 24.746 | 1'40.510 | 145,9 | 9:30'54.546 |
| 16 | 45.675 | 18.848 | 13.471 | 24.839 | 1'42.833 | 132,0 | 9:32'37.379 |
| 17 | 44.332 | 18.424 | 12.656 | 2'59.901 | 4'15.313P | 149,6 | 9:36'52.692 |
| 18 | 51.336 | 18.366 | 12.831 | 24.441 | 1'46.974P | 144,0 | 9:38'39.666 |
| 19 | 44.265 | 18.380 | 12.214 | 23.755 | 1'38.614 | 148,4 | 9:40'18.280 |
| 20 | 44.403 | 18.736 | 12.297 | 25.158 | 1'40.594 | 140,8 | 9:41'58.874 |
| 21 | 43.322 | 18.506 | 11.775 | 24.104 | 1'37.707 | 148,8 | 9:43'36.581 |
| 22 | 44.797 | 18.187 | 14.222 | 23.850 | 1'41.056 | 143,2 | 9:45'17.637 |
| 23 | 43.625 | 18.781 | 12.214 | 23.827 | 1'38.447 | 141,2 | 9:46'56.084 |
| 24 | 44.087 | 18.696 | 11.975 | 23.942 | 1'38.700 | 140,8 | 9:48'34.784 |
| 25 | 43.706 | 18.614 | 11.716 | 23.583 | 1'37.619 | 145,0 | 9:50'12.403 |
| 26 | 44.015 | 18.542 | 11.914 | 24.386 | 1'38.857 | 145,6 | 9:51'51.260 |
| 27 | 43.038 | 19.175 | 12.536 | 23.933 | 1'38.682 | 135,0 | 9:53'29.942 |
| 28 | 44.652 | 17.954 | 12.474 | 24.159 | 1'39.239 | 142,5 | 9:55'09.181 |
| 29 | 42.590 | 18.683 | 11.830 | 24.231 | 1'37.334 | 142,3 | 9:56'46.515 |
| 30 | 43.001 | 18.368 | 11.714 | 23.863 | 1'36.946 | 146,3 | 9:58'23.461 |
| 31 | 42.168 | 18.230 | 11.976 | 24.539 | 1'36.913 | 143,8 | 10:00'00.374 |
| 32 | 43.616 | 19.195 | 11.795 | 24.760 | 1'39.366 | 142,9 | 10:01'39.740 |
| 33 | 42.734 | 19.598 | 12.107 | 24.378 | 1'38.817 | 129,5 | 10:03'18.557 |

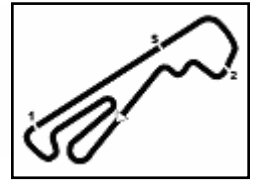
Tempo di gara 1:01'37.519

| 65 Bergamaschi Alberto (1'33.011) | | | | | | | |
|-----------------------------------|--------|--------|--------|----------|-----------|-------|-------------|
| Giro | Seg.1 | Seg.2 | Seg.3 | Seg.4 | T. Giro | km/h | Local Time |
| Alberto Bergamaschi | | | | | | | |
| 18 | 43.349 | 18.769 | 12.366 | 1'50.897 | 3'05.381P | 136,9 | 9:32'52.642 |
| 19 | 46.264 | 18.141 | 11.576 | 23.238 | 1'39.219P | 150,2 | 9:34'31.861 |
| 20 | 43.660 | 17.426 | 12.222 | 23.597 | 1'36.905 | 145,9 | 9:36'08.766 |
| 21 | 42.460 | 17.299 | 11.304 | 23.374 | 1'34.437 | 153,0 | 9:37'43.203 |

| 83 De Beaumont Fabio (1'27.922) | | | | | | | |
|---------------------------------|--------|--------|--------|--------|----------|-------|-------------|
| Giro | Seg.1 | Seg.2 | Seg.3 | Seg.4 | T. Giro | km/h | Local Time |
| Blumax | | | | | | | |
| 1 | | 17.755 | 14.473 | 26.279 | 1'56.379 | 119,1 | 9:03'37.417 |
| 2 | 47.168 | 17.524 | 13.802 | 25.359 | 1'43.853 | 130,1 | 9:05'21.270 |
| 3 | 45.274 | 17.262 | 13.034 | 24.807 | 1'40.377 | 141,0 | 9:07'01.647 |
| 4 | 44.756 | 17.123 | 12.957 | 24.612 | 1'39.448 | 146,5 | 9:08'41.095 |
| 5 | 44.152 | 17.056 | 12.592 | 24.237 | 1'38.037 | 156,1 | 9:10'19.132 |
| 6 | 43.088 | 16.754 | 12.395 | 23.513 | 1'35.750 | 155,4 | 9:11'54.882 |
| 7 | 42.279 | 17.207 | 12.266 | 22.620 | 1'34.372 | 140,4 | 9:13'29.254 |

01/08/2021

P = Box In/Out - C = Tempo Invalidato



Peroni Race Magione 30 Luglio 1 Agosto 2021

C.It.Autostoriche - Analisi Tempi Gara

Autodromo dell'Umbria 2.507 m

Start at 9:01'41.038

3 / 4

| | | | | | | | | | | | | | | | |
|----|---------------|---------------|---------------|---------------|-----------------|--------------|-------------|----|---------------|---------------|---------------|---------------|-----------------|--------------|-------------|
| 5 | 40.250 | 14.654 | 11.245 | 23.118 | 1'29.267 | 181,2 | 9:09'29.410 | 10 | 45.550 | 18.487 | | | 1'43.203 | 135,5 | 9:19'27.816 |
| 6 | 39.263 | 14.684 | 10.955 | 22.502 | 1'27.404 | 180,6 | 9:10'56.814 | 11 | 48.330 | 18.639 | 12.621 | 24.648 | 1'44.238 | 134,7 | 9:21'12.054 |
| 7 | 39.212 | 14.592 | 10.984 | 22.525 | 1'27.313 | 175,3 | 9:12'24.127 | 12 | 44.428 | 18.396 | 12.496 | 24.345 | 1'39.665 | 137,4 | 9:22'51.719 |
| 8 | 39.400 | 14.789 | 11.063 | 22.286 | 1'27.538 | 164,6 | 9:13'51.665 | 13 | 46.723 | 18.576 | | | 1'43.152 | 136,2 | 9:24'34.871 |
| 9 | 39.297 | 14.666 | 11.576 | 22.034 | 1'27.573 | 177,0 | 9:15'19.238 | 14 | 49.706 | 18.643 | 12.710 | 24.430 | 1'45.489 | 134,5 | 9:26'20.360 |
| 10 | 38.728 | 15.014 | 10.919 | 21.627 | 1'26.288 | 177,6 | 9:16'45.526 | 15 | 44.684 | 18.723 | 13.005 | 24.461 | 1'40.873 | 132,2 | 9:28'01.233 |
| 11 | 38.342 | 14.621 | 10.631 | 21.646 | 1'25.240 | 179,7 | 9:18'10.766 | 16 | 45.708 | 18.535 | 12.868 | 24.634 | 1'41.745 | 134,3 | 9:29'42.978 |
| 12 | 38.244 | 14.582 | 10.413 | 21.204 | 1'24.443 | 181,8 | 9:19'35.209 | | | | | | | | |
| 13 | 38.294 | 14.671 | 10.361 | 21.956 | 1'25.282 | 180,3 | 9:21'00.491 | 17 | 44.805 | 19.166 | 13.909 | 1'41.936 | 2'59.816P | 105,7 | 9:32'42.794 |
| 14 | 38.675 | 14.856 | 10.438 | 22.013 | 1'25.982 | 176,5 | 9:22'26.473 | 18 | 49.082 | 18.153 | 12.565 | 25.247 | 1'45.047P | 144,0 | 9:34'27.841 |
| 15 | 38.835 | 14.915 | 10.467 | 21.700 | 1'25.917 | 179,1 | 9:23'52.390 | 19 | 46.713 | 18.726 | | | 1'42.498 | 125,4 | 9:36'10.339 |
| 16 | 38.099 | 14.775 | 10.375 | 21.709 | 1'24.958 | 179,7 | 9:25'17.348 | 20 | 44.008 | 17.889 | | | 1'39.482 | 145,2 | 9:37'49.821 |
| 17 | 38.029 | 14.729 | 10.087 | 21.702 | 1'24.547 | 180,3 | 9:26'41.895 | 21 | 44.234 | 18.622 | 14.683 | 30.483 | 1'48.022 | 126,9 | 9:39'37.843 |
| 18 | 37.951 | 14.917 | 10.209 | 21.668 | 1'24.745 | 180,6 | 9:28'06.640 | 22 | 56.796 | 25.428 | 16.274 | 33.195 | 2'11.693 | 96,3 | 9:41'49.536 |
| 19 | 37.803 | 15.370 | 10.603 | 22.895 | 1'26.671 | 168,8 | 9:29'33.311 | 23 | 58.986 | 25.860 | 18.274 | 1'29.852 | 3'12.972P | 90,9 | 9:45'02.508 |

Tempo di gara 27'52.273

157 Ambroso Giovanni (1'17.781)

| Giro | Seg.1 | Seg.2 | Seg.3 | Seg.4 | T. Giro | km/h | Local Time |
|------|-------|-------|-------|-------|---------|------|------------|
|------|-------|-------|-------|-------|---------|------|------------|

| | | | | | | | |
|-------------|--|--|--|--|--|--|--|
| Denny Zardo | | | | | | | |
|-------------|--|--|--|--|--|--|--|

| | | | | | | | |
|---|--|--------|--------|--------|----------|-------|-------------|
| 1 | | 13.440 | 12.540 | 22.193 | 1'30.939 | 156,7 | 9:03'11.977 |
|---|--|--------|--------|--------|----------|-------|-------------|

| | | | | | | | |
|---|--------|--------|--------|--------|----------|-------|-------------|
| 2 | 38.970 | 13.312 | 11.855 | 21.783 | 1'25.920 | 154,3 | 9:04'37.897 |
|---|--------|--------|--------|--------|----------|-------|-------------|

| | | | | | | | |
|---|--------|--------|--------|--------|----------|-------|-------------|
| 3 | 37.611 | 13.133 | 11.919 | 21.321 | 1'23.984 | 159,5 | 9:06'01.881 |
|---|--------|--------|--------|--------|----------|-------|-------------|

| | | | | | | | |
|---|--------|--------|--------|--------|----------|-------|-------------|
| 4 | 37.680 | 13.269 | 11.349 | 21.160 | 1'23.458 | 155,0 | 9:07'25.339 |
|---|--------|--------|--------|--------|----------|-------|-------------|

| | | | | | | | |
|---|--------|--------|--------|--------|----------|-------|-------------|
| 5 | 37.466 | 13.004 | 11.171 | 21.412 | 1'23.053 | 170,1 | 9:08'48.392 |
|---|--------|--------|--------|--------|----------|-------|-------------|

| | | | | | | | |
|---|--------|--------|--------|--------|----------|-------|-------------|
| 6 | 37.024 | 13.195 | 10.836 | 20.071 | 1'21.126 | 163,9 | 9:10'09.518 |
|---|--------|--------|--------|--------|----------|-------|-------------|

| | | | | | | | |
|---|--------|--------|--------|--------|----------|-------|-------------|
| 7 | 35.733 | 13.158 | 10.438 | 19.775 | 1'19.104 | 173,6 | 9:11'28.622 |
|---|--------|--------|--------|--------|----------|-------|-------------|

| | | | | | | | |
|---|--------|--------|--------|--------|----------|-------|-------------|
| 8 | 36.637 | 13.385 | 10.483 | 19.994 | 1'20.199 | 175,0 | 9:12'48.821 |
|---|--------|--------|--------|--------|----------|-------|-------------|

| | | | | | | | |
|---|--------|--------|--------|--------|----------|-------|-------------|
| 9 | 36.237 | 13.121 | 10.631 | 19.964 | 1'19.953 | 179,7 | 9:14'08.774 |
|---|--------|--------|--------|--------|----------|-------|-------------|

| | | | | | | | |
|----|--------|--------|--------|--------|----------|-------|-------------|
| 10 | 35.898 | 13.056 | 10.253 | 19.601 | 1'18.808 | 185,9 | 9:15'27.582 |
|----|--------|--------|--------|--------|----------|-------|-------------|

| | | | | | | | |
|----|--------|--------|--------|--------|----------|-------|-------------|
| 11 | 36.094 | 13.033 | 10.152 | 19.528 | 1'18.807 | 188,2 | 9:16'46.389 |
|----|--------|--------|--------|--------|----------|-------|-------------|

| | | | | | | | |
|----|--------|--------|-------|---------------|-----------------|-------|-------------|
| 12 | 35.608 | 12.882 | 9.999 | 19.292 | 1'17.781 | 194,2 | 9:18'04.170 |
|----|--------|--------|-------|---------------|-----------------|-------|-------------|

| | | | | | | | |
|----|--------|--------|--------|--------|----------|-------|-------------|
| 13 | 35.587 | 13.135 | 10.228 | 20.157 | 1'19.107 | 198,2 | 9:19'23.277 |
|----|--------|--------|--------|--------|----------|-------|-------------|

| | | | | | | | |
|----|--------|--------|--------------|--------|----------|--------------|-------------|
| 14 | 35.878 | 12.958 | 9.848 | 19.829 | 1'18.513 | 201,9 | 9:20'41.790 |
|----|--------|--------|--------------|--------|----------|--------------|-------------|

| | | | | | | | |
|----|--------|--------|--------|--------|----------|-------|-------------|
| 15 | 36.526 | 13.656 | 11.140 | 20.613 | 1'21.935 | 173,1 | 9:22'03.725 |
|----|--------|--------|--------|--------|----------|-------|-------------|

| | | | | | | | |
|----|--------|--------|--------|--------|----------|-------|-------------|
| 16 | 36.272 | 13.036 | 10.060 | 20.620 | 1'19.988 | 200,4 | 9:23'23.713 |
|----|--------|--------|--------|--------|----------|-------|-------------|

| | | | | | | | |
|----|---------------|---------------|--------|--------|----------|-------|-------------|
| 17 | 35.554 | 12.837 | 10.040 | 19.551 | 1'17.982 | 200,7 | 9:24'41.695 |
|----|---------------|---------------|--------|--------|----------|-------|-------------|

| | | | | | | | |
|----|--------|--------|--------|--------|----------|-------|-------------|
| 18 | 36.490 | 12.930 | 10.231 | 20.188 | 1'19.839 | 200,7 | 9:26'01.534 |
|----|--------|--------|--------|--------|----------|-------|-------------|

| | | | | | | | |
|----|--------|--------|--------|--------|----------|-------|-------------|
| 19 | 35.867 | 12.974 | 10.289 | 19.958 | 1'19.088 | 195,3 | 9:27'20.622 |
|----|--------|--------|--------|--------|----------|-------|-------------|

| | | | | | | | |
|----|--------|--------|--------|--------|----------|-------|-------------|
| 20 | 35.788 | 13.100 | 10.068 | 19.834 | 1'18.790 | 201,1 | 9:28'39.412 |
|----|--------|--------|--------|--------|----------|-------|-------------|

| | | | | | | | |
|----|--------|--------|--------|--------|----------|--------------|-------------|
| 21 | 35.974 | 12.989 | 10.039 | 19.649 | 1'18.651 | 201,9 | 9:29'58.063 |
|----|--------|--------|--------|--------|----------|--------------|-------------|

| | | | | | | | |
|----|--------|--------|--------|--------|----------|-------|-------------|
| 22 | 36.201 | 13.540 | 11.359 | 20.110 | 1'21.210 | 163,4 | 9:31'19.273 |
|----|--------|--------|--------|--------|----------|-------|-------------|

| | | | | | | | |
|----|--------|--------|--------|--------|----------|-------|-------------|
| 23 | 37.090 | 13.414 | 10.204 | 19.888 | 1'20.596 | 198,9 | 9:32'39.869 |
|----|--------|--------|--------|--------|----------|-------|-------------|

| | | | | | | | |
|----|--------|--------|--------|--------|----------|-------|-------------|
| 24 | 36.947 | 13.443 | 10.167 | 20.094 | 1'20.651 | 199,3 | 9:34'00.520 |
|----|--------|--------|--------|--------|----------|-------|-------------|

| | | | | | | | |
|----|--------|--------|--------|--------|----------|-------|-------------|
| 25 | 36.459 | 13.328 | 10.195 | 20.393 | 1'20.375 | 198,5 | 9:35'20.895 |
|----|--------|--------|--------|--------|----------|-------|-------------|

| | | | | | | | |
|----|--------|--------|--------|--------|----------|-------|-------------|
| 26 | 36.359 | 13.281 | 10.232 | 20.151 | 1'20.023 | 190,1 | 9:36'40.918 |
|----|--------|--------|--------|--------|----------|-------|-------------|

| | | | | | | | |
|----|--------|--------|--------|--------|----------|-------|-------------|
| 27 | 36.656 | 13.397 | 10.178 | 20.529 | 1'20.760 | 192,2 | 9:38'01.678 |
|----|--------|--------|--------|--------|----------|-------|-------------|

| | | | | | | | |
|----|--------|--------|--------|--------|----------|-------|-------------|
| 28 | 36.703 | 13.309 | 10.494 | 20.178 | 1'20.684 | 184,0 | 9:39'22.362 |
|----|--------|--------|--------|--------|----------|-------|-------------|

| | | | | | | | |
|------------------|--|--|--|--|--|--|--|
| Giovanni Ambroso | | | | | | | |
|------------------|--|--|--|--|--|--|--|

| | | | | | | | |
|----|--------|--------|--------|----------|-----------|-------|-------------|
| 29 | 37.185 | 13.600 | 10.554 | 1'45.419 | 2'46.758P | 190,8 | 9:42'09.120 |
|----|--------|--------|--------|----------|-----------|-------|-------------|

| | | | | | | | |
|----|--------|--------|--------|--------|-----------|-------|-------------|
| 30 | 48.747 | 15.059 | 12.390 | 21.561 | 1'37.757P | 160,2 | 9:43'46.877 |
|----|--------|--------|--------|--------|-----------|-------|-------------|

| | | | | | | | |
|----|--------|--------|--------|--------|----------|-------|-------------|
| 31 | 39.914 | 13.691 | 12.121 | 20.949 | 1'26.675 | 182,4 | 9:45'13.552 |
|----|--------|--------|--------|--------|----------|-------|-------------|

Tempo di gara 43'32.514

160 Basagni Marcello (1'39.482)

| Giro | Seg.1 | Seg.2 | Seg.3 | Seg.4 | T. Giro | km/h | Local Time |
|------|-------|-------|-------|-------|---------|------|------------|
|------|-------|-------|-------|-------|---------|------|------------|

| | | | | | | | |
|------------------|--|--|--|--|--|--|--|
| Marcello Basagni | | | | | | | |
|------------------|--|--|--|--|--|--|--|

| | | | | | | | |
|---|--|--------|--|--|----------|-------|-------------|
| 1 | | 19.062 | | | 2'04.662 | 121,1 | 9:03'45.700 |
|---|--|--------|--|--|----------|-------|-------------|

| | | | | | | | |
|---|--------|--------|--|--|----------|-------|-------------|
| 2 | 46.002 | 19.115 | | | 1'46.830 | 127,8 | 9:05'32.530 |
|---|--------|--------|--|--|----------|-------|-------------|

| | | | | | | | |
|---|--------|--------|--------|--------|----------|-------|-------------|
| 3 | 46.769 | 18.521 | 12.841 | 24.859 | 1'42.990 | 136,2 | 9:07'15.520 |
|---|--------|--------|--------|--------|----------|-------|-------------|

| | | | | | | | |
|---|--------|--------|--------|--------|----------|-------|-------------|
| 4 | 45.320 | 18.442 | 13.020 | 24.719 | 1'41.501 | 135,3 | 9:08'57.021 |
|---|--------|--------|--------|--------|----------|-------|-------------|

| | | | | | | | |
|---|--------|--------|--|--|----------|-------|-------------|
| 5 | 45.159 | 18.696 | | | 1'41.919 | 133,0 | 9:10'38.940 |
|---|--------|--------|--|--|----------|-------|-------------|

| | | | | | | | |
|---|--------|--------|--------|--------|----------|-------|-------------|
| 6 | 47.708 | 18.690 | 12.882 | 25.345 | 1'44.625 | 135,5 | 9:12'23.565 |
|---|--------|--------|--------|--------|----------|-------|-------------|

| | | | | | | | |
|---|--------|--------|--------|--------|----------|-------|-------------|
| 7 | 46.372 | 18.957 | 15.842 | 25.428 | 1'46.599 | 121,3 | 9:14'10.164 |
|---|--------|--------|--------|--------|----------|-------|-------------|

| | | | | | | | |
|---|--------|--------|--|--|----------|-------|-------------|
| 8 | 45.798 | 18.540 | | | 1'46.361 | 137,8 | 9:15'56.525 |
|---|--------|--------|--|--|----------|-------|-------------|

| | | | | | | | |
|---|--------|--------|--------|--------|----------|-------|-------------|
| 9 | 45.360 | 18.945 | 17.607 | 26.176 | 1'48.088 | 127,2 | 9:17'44.613 |
|---|--------|--------|--------|--------|----------|-------|-------------|

174 Bossoli Giuseppe (1'24.510)

| Giro | Seg.1 | Seg.2 | Seg.3 | Seg.4 | T. Giro | km/h | Local Time |
|------|-------|-------|-------|-------|---------|------|------------|
|------|-------|-------|-------|-------|---------|------|------------|

| | | | | | | | |
|------------------|--|--|--|--|--|--|--|
| Giuseppe Bossoli | | | | | | | |
|------------------|--|--|--|--|--|--|--|

| | | | | | | | |
|---|--|--------|--------|--------|----------|------|-------------|
| 1 | | 19.916 | 16.015 | 28.291 | 2'20.556 | 93,5 | 9:04'01.594 |
|---|--|--------|--------|--------|----------|------|-------------|

| | | | | | | | |
|---|--------|--------|--------|--------|----------|-------|-------------|
| 2 | 48.549 | 17.416 | 14.442 | 26.334 | 1'46.741 | 112,6 | 9:05'48.335 |
|---|--------|--------|--------|--------|----------|-------|-------------|

| | | | | | | | |
|---|--------|--------|--------|--------|----------|-------|-------------|
| 3 | 47.228 | 16.504 | 15.695 | 26.132 | 1'45.559 | 123,6 | 9:07'33.894 |
|---|--------|--------|--------|--------|----------|-------|-------------|

| | | | | | | | |
|---|--------|--------|--------|--------|----------|-------|-------------|
| 4 | 46.104 | 15.759 | 13.458 | 25.873 | 1'41.194 | 136,0 | 9:09'15.088 |
|---|--------|--------|--------|--------|----------|-------|-------------|

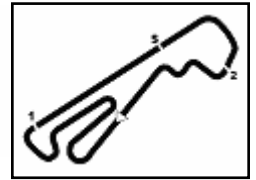
| | | | | | | | |
|---|--------|--------|--------|--------|----------|-------|-------------|
| 5 | 46.440 | 15.972 | 13.565 | 25.236 | 1'41.213 | 130,1 | 9:10'56.301 |
|---|--------|--------|--------|--------|----------|-------|-------------|

| | | | | | | | |
|---|--------|--------|--------|--------|----------|-------|-------------|
| 6 | 48.448 | 16.665 | 13.688 | 24.564 | 1'43.365 | 130,4 | 9:12'39.666 |
|---|--------|--------|--------|--------|----------|-------|-------------|

| | | | | | | | |
|---|--------|--------|--------|--------|----------|-------|-------------|
| 7 | 46.655 | 15.897 | 13.413 | 26.094 | 1'42.059 | 140,1 | 9:14'21.725 |
|---|--------|--------|--------|--------|----------|-------|-------------|

01/08/2021

P = Box In/Out - C = Tempo Invalidato



Peroni Race Magione 30 Luglio 1 Agosto 2021

C.It.Autostoriche - Analisi Tempi Gara

Autodromo dell'Umbria 2.507 m

Start at 9:01'41.038

4 / 4

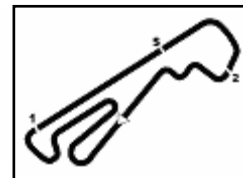
| | | | | | | | | | | | | | | | |
|---------------------------|---------------|---------------|---------------|---------------|-----------------|--------------|--------------|---------------------------|--------|--------|--------|--------|----------|--------------|--------------|
| 8 | 46.783 | 15.124 | 13.458 | 24.997 | 1'40.362 | 161,2 | 9:16'02.087 | 29 | 39.510 | 14.560 | 10.795 | 21.365 | 1'26.230 | 170,9 | 9:44'48.644 |
| 9 | 44.633 | 16.425 | 13.991 | 25.287 | 1'40.336 | 128,7 | 9:17'42.423 | 30 | 39.588 | 13.927 | 11.112 | 21.065 | 1'25.692 | 175,0 | 9:46'14.336 |
| 10 | 44.912 | 15.881 | 13.539 | 24.742 | 1'39.074 | 139,4 | 9:19'21.497 | 31 | 39.153 | 14.008 | 11.018 | 22.401 | 1'26.580 | 176,8 | 9:47'40.916 |
| 11 | 45.485 | 15.204 | 12.887 | 24.812 | 1'38.388 | 159,3 | 9:20'59.885 | 32 | 39.446 | 13.813 | 10.964 | 20.950 | 1'25.173 | 184,9 | 9:49'06.089 |
| 12 | 44.590 | 15.717 | 13.161 | 24.577 | 1'38.045 | 156,5 | 9:22'37.930 | 33 | 39.904 | 13.770 | 11.018 | 22.269 | 1'26.961 | 177,9 | 9:50'33.050 |
| 13 | 43.901 | 15.246 | 12.844 | 23.869 | 1'35.860 | 148,6 | 9:24'13.790 | 34 | 40.138 | 14.120 | 10.941 | 20.946 | 1'26.145 | 171,7 | 9:51'59.195 |
| Fabio Bossoli | | | | | | | | | | | | | | | |
| 14 | 47.125 | 18.515 | 14.302 | 1'58.721 | 3'18.663P | 129,5 | 9:27'32.453 | 35 | 39.674 | 13.716 | 10.728 | 21.657 | 1'25.775 | 177,6 | 9:53'24.970 |
| 15 | 48.530 | 14.356 | 11.809 | 22.966 | 1'37.661P | 191,5 | 9:29'10.114 | 36 | 39.943 | 13.815 | 10.698 | 20.995 | 1'25.451 | 177,3 | 9:54'50.421 |
| 16 | 40.721 | 14.391 | 11.660 | 22.293 | 1'29.065 | 192,2 | 9:30'39.179 | 37 | 38.825 | 13.745 | 10.722 | 20.779 | 1'24.071 | 175,0 | 9:56'14.492 |
| 17 | 40.183 | 14.764 | 11.944 | 22.197 | 1'29.088 | 159,5 | 9:32'08.267 | 38 | 39.236 | 13.999 | 11.313 | 21.055 | 1'25.603 | 173,1 | 9:57'40.095 |
| 18 | 41.432 | 14.142 | 11.086 | 21.944 | 1'28.604 | 193,5 | 9:33'36.871 | 39 | 39.147 | 14.035 | 10.599 | 20.879 | 1'24.660 | 182,7 | 9:59'04.755 |
| 19 | 39.619 | 14.386 | 11.249 | 22.038 | 1'27.292 | 192,5 | 9:35'04.163 | 40 | 38.871 | 13.950 | 10.963 | 20.762 | 1'24.546 | 162,7 | 10:00'29.301 |
| 20 | 39.769 | 14.483 | 11.172 | 21.735 | 1'27.159 | 191,8 | 9:36'31.322 | 41 | 39.445 | 13.750 | 11.041 | 20.963 | 1'25.199 | 180,0 | 10:01'54.500 |
| 21 | 39.744 | 14.393 | 11.607 | 21.904 | 1'27.648 | 185,2 | 9:37'58.970 | Tempo di gara 1:00'13.462 | | | | | | | |
| 22 | 41.097 | 14.950 | 12.558 | 22.467 | 1'31.072 | 159,5 | 9:39'30.042 | | | | | | | | |
| 23 | 41.082 | 15.060 | 12.384 | 26.914 | 1'35.440 | 149,6 | 9:41'05.482 | | | | | | | | |
| 24 | 44.447 | 16.253 | 12.686 | 22.990 | 1'36.376 | 142,3 | 9:42'41.858 | | | | | | | | |
| 25 | 42.118 | 15.804 | 12.761 | 23.100 | 1'33.783 | 133,2 | 9:44'15.641 | | | | | | | | |
| 26 | 42.250 | 15.700 | 12.283 | 22.833 | 1'33.066 | 160,0 | 9:45'48.707 | | | | | | | | |
| 27 | 40.171 | 14.433 | 11.499 | 23.116 | 1'29.219 | 170,6 | 9:47'17.926 | | | | | | | | |
| 28 | 39.751 | 14.429 | 11.324 | 22.347 | 1'27.851 | 186,2 | 9:48'45.777 | | | | | | | | |
| 29 | 40.136 | 14.189 | 11.005 | 21.842 | 1'27.172 | 177,3 | 9:50'12.949 | | | | | | | | |
| 30 | 39.881 | 14.859 | 11.032 | 21.226 | 1'26.998 | 175,0 | 9:51'39.947 | | | | | | | | |
| 31 | 38.764 | 14.232 | 11.181 | 21.446 | 1'25.623 | 182,1 | 9:53'05.570 | | | | | | | | |
| 32 | 38.692 | 14.090 | 10.479 | 21.249 | 1'24.510 | 195,7 | 9:54'30.080 | | | | | | | | |
| 33 | 39.741 | 14.542 | 12.479 | 22.339 | 1'29.101 | 161,0 | 9:55'59.181 | | | | | | | | |
| 34 | 43.467 | 15.313 | 12.868 | 28.081 | 1'39.729 | 153,2 | 9:57'38.910 | | | | | | | | |
| 35 | 47.320 | 23.016 | 14.400 | 27.173 | 1'51.909 | 105,4 | 9:59'30.819 | | | | | | | | |
| 36 | 49.268 | 18.018 | 13.255 | 26.571 | 1'47.112 | 132,8 | 10:01'17.931 | | | | | | | | |
| 37 | 44.728 | 18.148 | 13.305 | 26.235 | 1'42.416 | 130,1 | 10:03'00.349 | | | | | | | | |
| Tempo di gara 1:01'19.309 | | | | | | | | | | | | | | | |

176 Vito Truglia (1'22.838)

| Giro | Seg.1 | Seg.2 | Seg.3 | Seg.4 | T. Giro | km/h | Local Time |
|-------------------|---------------|---------------|---------------|---------------|-----------------|-------|-------------|
| Gilles Giovannini | | | | | | | |
| 1 | | 13.257 | 11.471 | 21.611 | 1'29.527 | 168,5 | 9:03'10.565 |
| 2 | 39.106 | 13.773 | 11.087 | 21.333 | 1'25.299 | 169,8 | 9:04'35.864 |
| 3 | 39.100 | 13.605 | 11.608 | 20.840 | 1'25.153 | 162,2 | 9:06'01.017 |
| 4 | 38.129 | 13.404 | 11.088 | 21.248 | 1'23.869 | 166,9 | 9:07'24.886 |
| 5 | 37.714 | 13.450 | 11.595 | 21.431 | 1'24.190 | 157,4 | 9:08'49.076 |
| 6 | 38.463 | 13.325 | 11.040 | 20.513 | 1'23.341 | 170,6 | 9:10'12.417 |
| 7 | 37.744 | 13.380 | 11.054 | 20.688 | 1'22.866 | 164,9 | 9:11'35.283 |
| 8 | 38.066 | 13.783 | 10.931 | 20.778 | 1'23.558 | 160,2 | 9:12'58.841 |
| 9 | 38.787 | 14.014 | 11.070 | 21.723 | 1'25.594 | 158,8 | 9:14'24.435 |
| 10 | 39.601 | 13.641 | 11.476 | 20.521 | 1'25.239 | 168,8 | 9:15'49.674 |
| 11 | 39.021 | 13.710 | 11.183 | 20.774 | 1'24.688 | 161,4 | 9:17'14.362 |
| 12 | 39.247 | 13.629 | 10.943 | 20.906 | 1'24.725 | 173,9 | 9:18'39.087 |
| 13 | 39.306 | 13.724 | 10.755 | 21.128 | 1'24.913 | 169,0 | 9:20'04.000 |
| 14 | 39.137 | 13.551 | 10.753 | 21.152 | 1'24.593 | 172,8 | 9:21'28.593 |
| 15 | 38.995 | 14.510 | 10.958 | 20.785 | 1'25.248 | 155,6 | 9:22'53.841 |
| 16 | 39.177 | 13.902 | 11.169 | 20.657 | 1'24.905 | 165,6 | 9:24'18.746 |
| 17 | 39.373 | 13.645 | 11.402 | 20.767 | 1'25.187 | 167,2 | 9:25'43.933 |
| 18 | 38.862 | 13.500 | 10.797 | 20.691 | 1'23.850 | 168,5 | 9:27'07.783 |
| 19 | 38.476 | 13.420 | 10.502 | 20.440 | 1'22.838 | 177,0 | 9:28'30.621 |
| 20 | 39.119 | 13.613 | 10.570 | 20.719 | 1'24.021 | 176,2 | 9:29'54.642 |
| 21 | 39.138 | 13.642 | 11.408 | 20.455 | 1'24.643 | 166,2 | 9:31'19.285 |
| Vito Truglia | | | | | | | |
| 22 | 39.637 | 13.538 | 11.060 | 2'08.425 | 3'12.660P | 172,8 | 9:34'31.945 |
| 23 | 45.530 | 15.447 | 11.684 | 21.854 | 1'34.515P | 152,3 | 9:36'06.460 |
| 24 | 40.300 | 15.768 | 11.107 | 21.417 | 1'28.592 | 159,8 | 9:37'35.052 |
| 25 | 39.356 | 14.608 | 10.891 | 21.050 | 1'25.905 | 166,9 | 9:39'00.957 |
| 26 | 40.918 | 14.387 | 11.575 | 21.937 | 1'28.817 | 161,2 | 9:40'29.774 |
| 27 | 39.332 | 13.828 | 11.375 | 22.277 | 1'26.812 | 175,9 | 9:41'56.586 |
| 28 | 39.938 | 14.079 | 10.760 | 21.051 | 1'25.828 | 176,2 | 9:43'22.414 |

01/08/2021

P = Box In/Out - C = Tempo Invalidato



Peroni Race Magione 30 Luglio 1 Agosto 2021

C.It.Autostoriche - Velocità Gara

Autodromo dell'Umbria 2.507 m

CLASSIFICA

| | | | | |
|-----|-----|---------------------|-----------------------|---------|
| 1 | 141 | ARNALDI ROBERTO | A.R. GTAm | Giri 41 |
| 2 | 176 | VITO TRUGLIA | TVR Tuscan Speed 8 GT | 5.172 |
| 3 | 83 | DE BEAUMONT FABIO | A.R. GTAm | 3 Giri |
| 4 | 102 | SC. AB MOTORSPORT | Alpine A110 | 3 Giri |
| 5 | 65 | BERGAMASCHI ALBERTO | A.R. GTV 2000 | 4 Giri |
| 6 | 174 | BOSSOLI GIUSEPPE | Porsche 944 T | 4 Giri |
| 7 | 64 | PAPA LORIS ANTONIO | Fiat 128 | 6 Giri |
| 8 | 72 | GERARDI ENRICO | Ford Sierra Cosworth | 8 Giri |
| 9 | 157 | AMBROSO GIOVANNI | Porsche 911 SC | 10 Giri |
| 10 | 160 | BASAGNI MARCELLO | Opel Corsa GSI | 10 Giri |
| RIT | 142 | TURIZIO FRANCESCO | Fiat X1/9 | 22 Giri |
| RIT | 167 | GIOVANNINI THOMAS | Ford Sierra Cosworth | 25 Giri |
| RIT | 162 | SIMONCINI | Mercedes 190E | 35 Giri |

SPEED

| | | | | |
|----|-----|---------------------|-----------------------|-------|
| 1 | 157 | AMBROSO GIOVANNI | Porsche 911 SC | 201,9 |
| 2 | 174 | BOSSOLI GIUSEPPE | Porsche 944 T | 195,7 |
| 3 | 162 | SIMONCINI | Mercedes 190E | 186,2 |
| 4 | 167 | GIOVANNINI THOMAS | Ford Sierra Cosworth | 185,9 |
| 5 | 141 | ARNALDI ROBERTO | A.R. GTAm | 185,9 |
| 6 | 176 | VITO TRUGLIA | TVR Tuscan Speed 8 GT | 184,9 |
| 7 | 142 | TURIZIO FRANCESCO | Fiat X1/9 | 181,8 |
| 8 | 102 | SC. AB MOTORSPORT | Alpine A110 | 169,0 |
| 9 | 83 | DE BEAUMONT FABIO | A.R. GTAm | 168,2 |
| 10 | 65 | BERGAMASCHI ALBERTO | A.R. GTV 2000 | 153,6 |
| 11 | 72 | GERARDI ENRICO | Ford Sierra Cosworth | 149,8 |
| 12 | 160 | BASAGNI MARCELLO | Opel Corsa GSI | 145,2 |
| 13 | 64 | PAPA LORIS ANTONIO | Fiat 128 | 143,0 |

SEG. 1

| | | | |
|----|-----|--------------------|--------|
| 1 | 157 | AMBROSO GIOVANNI | 35.554 |
| 2 | 167 | GIOVANNINI THOMAS | 36.938 |
| 3 | 141 | ARNALDI ROBERTO | 37.215 |
| 4 | 176 | VITO TRUGLIA | 37.714 |
| 5 | 142 | TURIZIO FRANCESCO | 37.803 |
| 6 | 174 | BOSSOLI GIUSEPPE | 38.692 |
| 7 | 162 | SIMONCINI | 39.232 |
| 8 | 83 | DE BEAUMONT FABIO | 39.498 |
| 9 | 102 | SC. AB MOTORSPORT | 39.930 |
| 10 | 65 | BERGAMASCHI ALBER | 41.815 |
| 11 | 72 | GERARDI ENRICO | 42.168 |
| 12 | 64 | PAPA LORIS ANTONIO | 42.961 |
| 13 | 160 | BASAGNI MARCELLO | 44.008 |

SEG. 2

| | | | |
|----|-----|--------------------|--------|
| 1 | 157 | AMBROSO GIOVANNI | 12.837 |
| 2 | 176 | VITO TRUGLIA | 13.257 |
| 3 | 174 | BOSSOLI GIUSEPPE | 14.090 |
| 4 | 167 | GIOVANNINI THOMAS | 14.327 |
| 5 | 141 | ARNALDI ROBERTO | 14.443 |
| 6 | 142 | TURIZIO FRANCESCO | 14.582 |
| 7 | 162 | SIMONCINI | 14.856 |
| 8 | 102 | SC. AB MOTORSPORT | 15.573 |
| 9 | 83 | DE BEAUMONT FABIO | 16.121 |
| 10 | 65 | BERGAMASCHI ALBER | 17.174 |
| 11 | 72 | GERARDI ENRICO | 17.811 |
| 12 | 160 | BASAGNI MARCELLO | 17.889 |
| 13 | 64 | PAPA LORIS ANTONIO | 18.069 |

SEG. 3

| | | | |
|----|-----|--------------------|--------|
| 1 | 157 | AMBROSO GIOVANNI | 9.848 |
| 2 | 142 | TURIZIO FRANCESCO | 10.087 |
| 3 | 141 | ARNALDI ROBERTO | 10.212 |
| 4 | 174 | BOSSOLI GIUSEPPE | 10.479 |
| 5 | 176 | VITO TRUGLIA | 10.502 |
| 6 | 83 | DE BEAUMONT FABIO | 10.516 |
| 7 | 162 | SIMONCINI | 10.822 |
| 8 | 65 | BERGAMASCHI ALBER | 11.080 |
| 9 | 102 | SC. AB MOTORSPORT | 11.178 |
| 10 | 167 | GIOVANNINI THOMAS | 11.310 |
| 11 | 72 | GERARDI ENRICO | 11.714 |
| 12 | 64 | PAPA LORIS ANTONIO | 11.983 |
| 13 | 160 | BASAGNI MARCELLO | 12.496 |

SEG. 4

| | | | |
|----|-----|--------------------|--------|
| 1 | 157 | AMBROSO GIOVANNI | 19.292 |
| 2 | 176 | VITO TRUGLIA | 20.440 |
| 3 | 141 | ARNALDI ROBERTO | 20.448 |
| 4 | 167 | GIOVANNINI THOMAS | 20.842 |
| 5 | 142 | TURIZIO FRANCESCO | 21.204 |
| 6 | 174 | BOSSOLI GIUSEPPE | 21.226 |
| 7 | 83 | DE BEAUMONT FABIO | 21.495 |
| 8 | 102 | SC. AB MOTORSPORT | 21.706 |
| 9 | 162 | SIMONCINI | 22.172 |
| 10 | 65 | BERGAMASCHI ALBER | 22.756 |
| 11 | 72 | GERARDI ENRICO | 23.583 |
| 12 | 64 | PAPA LORIS ANTONIO | 23.805 |
| 13 | 160 | BASAGNI MARCELLO | 24.345 |